



**Coachella Valley Mosquito and Vector Control District**

**43420 Trader Place, Indio, CA 92201 | (760) 342-8287 | [cvmosquito.org](http://cvmosquito.org)**

**Finance Committee Meeting Via Zoom**

**Tuesday, March 8, 2022**

**4:30 p.m.**

**AGENDA**

---

Materials related to an agenda item that are submitted to the Finance Committee after distribution of the agenda packets are available for public inspection in the Clerk of the Board's office during normal business hours and on the District's website.

---

Pursuant to Assembly Bill 361, this meeting will be conducted by video and/or teleconference and there will be no in-person public access to the meeting location. To view/listen/participate in the meeting live, please join by calling 1-888-475-4499 (toll-free), Meeting ID: [868 0260 5630](https://us02web.zoom.us/j/86802605630) or click this link to join: <https://us02web.zoom.us/j/86802605630>. Written public comment may also be submitted to the Clerk of the Board by 2:30 p.m. on March 8, 2022, at [mtallion@cvmosquito.org](mailto:mtallion@cvmosquito.org). Transmittal prior to the meeting is required. Any correspondence received during or after the meeting will be distributed to the Board as soon as practicable and retained for the official record.

Assistance for those with disabilities: If you have a disability and need an accommodation to participate in the meeting, please call the Clerk of the Board at (760) 342-8287 for assistance so the necessary arrangement can be made.

- 1. Call to Order** – Doug Walker, Treasurer
- 2. Roll Call**
- 3. Confirmation of Agenda**
- 4. Public Comments**

Those wishing to address the Board should send an email to the Clerk of the Board by 2:30 p.m. on March 8, 2022, at [mtallion@cvmosquito.org](mailto:mtallion@cvmosquito.org), or appear at the meeting to provide public comments. Please note that, as stated above, the meeting will be conducted remotely.

**A. PUBLIC Comments — NON-AGENDA ITEMS:** This time is for members of the public to address the Board of Trustees on items of general interest (a non-agenda item) within the subject matter jurisdiction of the District. The District values your comments; however, pursuant to the Brown Act, the Board cannot take action on items not listed on the posted Agenda. **Comments are limited to a total of three (3) minutes per speaker for non-agenda items.**

**B. PUBLIC Comments — AGENDA ITEMS:** This time is for members of the public to address the Board of Trustees on agenda items (Open and Closed Sessions). **Comments are limited to three (3) minutes per speaker per agenda item.**

All comments are to be directed to the Board of Trustees and shall be devoid of any personal attacks. Members of the public are expected to maintain a professional, courteous decorum during public comments.

**5. Items of General Consent** – Approval of Minutes from February 8, 2022, Finance Committee Meeting **(Pg. 4)**

**6. Discussion, Review, and/or Update**

- A. Review of Check Report from Abila MIP for the period of February 9, 2022, to March 3, 2022 **(Pg. 7)**
- B. CalCard Charges for Statement dated February 23, 2022 **(Pg. 14 )**
- C. Review of February 2022 Financials and Treasurers Report **(Pg. 23)**

**7. Old Business**

- A. None

**8. New Business**

- A. Review of finance related items on the March 8, 2022, Board agenda

**9. Schedule Next Meeting**

**10. Trustee and/or Staff Comments/Future Agenda Items**

**11. Adjournment**

\*\*\*\*\*

**Certification of Posting**

I certify that on March 4, 2022, I posted a copy of the foregoing agenda near the regular meeting place of the Board of Trustees of the Coachella Valley Mosquito & Vector Control District and on the District’s website, said time being at least 72 hours in advance of the meeting of the Board of Trustees (Government Code Section 54954.2)

Executed at Indio, California, on March 4, 2022.

---

Melissa Tallion, Clerk of the Board

# COACHELLA VALLEY MOSQUITO AND VECTOR CONTROL DISTRICT

## Finance Committee Meeting Via Zoom

**DRAFT**-Minutes

---

**TIME** 4:30 p.m. **DATE:** February 8, 2022

**LOCATION:** 43420 Trader Place Indio, CA 92201- ***Via Zoom***

### **COMMITTEE MEMBERS PRESENT:**

Palm Desert	Doug Walker
Indian Wells	Clive Weightman
County at Large	Bito Larson

### **COMMITTEE MEMBERS ABSENT:**

Rancho Mirage	Isaiah Hagerman
---------------	-----------------

### **STAFF PRESENT:**

Jeremy Wittie, M.S., General Manager  
David l'Anson, MPA, MBA/ACC., Administrative Finance Manager  
Melissa Tallion, Executive Assistant/Clerk of the Board

### **MEMBERS OF THE PUBLIC PRESENT:**

Yes

#### **1. Call to Order**

*Treasurer Walker called the meeting to order at 4:32 p.m.*

#### **2. Roll Call**

*Roll call indicated all three (3) of the four (4) Committee members were present.*

#### **3. Confirmation of Agenda**

*Two modifications of the agenda were noted. Item 5, approval of minutes from November 9, 2021, and Item 6c-review of January 2022 financial. The agenda was confirmed as modified.*

#### **4. Public Comments**

*Mr. Anderson let the Committee know that he had submitted his written statements. Those statements were distributed to the Finance Committee and Legal Counsel.*

#### **5. Items of General Consent**

Approval of Minutes from November 9, 2021, Finance Committee Meeting

*On a motion from Trustee Weightman, seconded by Trustee Larson, and passed by the following roll call votes, the Committee approved the minutes as presented.*

Ayes: Treasurer Walker and Trustees Larson and Weightman.

Noes: None.

Abstained: None

Absent: Trustee Hagerman

## **6. Discussion, Review, and/or Update**

- A. Review of Check Report from Abila MIP for the period of January 11, 2022, to February 4, 2022

*A discussion ensued concerning a few checks that needed further explanation.*

- B. CalCard Charges for statement dated January 24, 2022

*The CalCard monthly statement was reviewed by Committee members and staff. Questions regarding specific charges were brought forward by Trustees and staff provided more information.*

- C. Review of January 2022 Financials and Treasurers Report

*The documents were reviewed. Trustee Weighman asked David l'Anson to provide add a year-end forecast to the General Fund Operational Cash Flow Chart.*

## **7. Old Business**

- A. None

## **8. New Business**

- A. Review of finance-related items on Board Agenda

- i. Capital Projects-HVAC & Admin Building

*Jeremy Wittie gave an overview of the projects. The Finance Committee reviewed the staff report and supports the recommendation of the Land/Building Committee and Staff to bring this to the Board*

- ii. Auditor

*David l'Anson said that due to the Pandemic it is safer for his staff to continue to work with Fedak & Brown, LLP due to their familiarity with conducting a remote audit. David explained the regulations to the Finance Committee.*

## **9. Schedule Next Meeting**

*The next Finance Committee meeting is scheduled via Zoom for Tuesday, March 8, 2022, at 4:30 p.m.*

*David l'Anson reviewed the FY 2022-23 Budget Calendar with the Finance Committee. Melissa Tallion will share the calendar with the Committee.*

**10. Trustee and/or Staff Comments/Future Agenda Items**

*None*

**11. Adjournment**

*The meeting was adjourned by Treasurer Walker at 5:13 p.m.*

DRAFT

CVMVCD  
 Check/Voucher Register - checkreportforFC  
 From 2/9/2022 Through 3/3/2022

*1035 - CB&T General  
 Checking*

Check Number	Vendor Name	PO# / Invoice#	Transaction Description	Check Amount
43851	Garcia Plumbing Co.	CVMVCD-3632	Repair & Maintenance-Shop/Grounds	<u>2,825.00</u>
Total 43851				2,825.00
43852	David Aaker	164	Professional Development Districtwide	<u>1,500.00</u>
Total 43852				1,500.00
43853	Abila	1050-1000120553	Cloud Computing Services	<u>832.28</u>
Total 43853				832.28
43854	Advance Imaging Systems	IN757983	Contract Services	34.19
	Advance Imaging Systems	IN760135	Reproduction & Printing	112.23
	Advance Imaging Systems	IN760136	Contract Services	<u>119.57</u>
Total 43854				265.99
43855	Airgas USA, LLC	9122562704	Dry Ice	<u>266.76</u>
Total 43855				266.76
43856	Burrtec Waste Industries	51354	clean up	42.85
	Burrtec Waste Industries	56578	Repair & Maintenance	74.08
	Burrtec Waste Industries	59185	Repair & Maintenance	67.58
	Burrtec Waste Industries	59370	Repair & Maintenance	<u>6.50</u>
Total 43856				191.01
43858	Cintas Corporation #3	4108958010-202	Safety Expense	22.79
	Cintas Corporation #3	4108958010-300	Uniform Expense	48.40
	Cintas Corporation #3	4108958010-305	Uniform Expense	127.02

CVMVCD  
 Check/Voucher Register - checkreportforFC  
 From 2/9/2022 Through 3/3/2022

Check Number	Vendor Name	PO# / Invoice#	Transaction Description	Check Amount
	Cintas Corporation #3	4108958010-400	Uniform Expense	125.35
	Cintas Corporation #3	4108958010-500	Uniform Expense	615.43
	Cintas Corporation #3	4109655963-202	Safety Expense	22.79
	Cintas Corporation #3	4109655963-300	Uniform Expense	48.44
	Cintas Corporation #3	4109655963-305	Uniform Expense	127.06
	Cintas Corporation #3	4109655963-400	Uniform Expense	125.52
	Cintas Corporation #3	4109655963-500	Uniform Expense	610.48
	Cintas Corporation #3	411010850-305	Uniform Expense	127.05
	Cintas Corporation #3	4110310330-202	Safety Expense	22.79
	Cintas Corporation #3	4110310330-300	Uniform Expense	48.43
	Cintas Corporation #3	4110310330-305	Uniform Expense	127.05
	Cintas Corporation #3	4110310330-400	Uniform Expense	125.46
	Cintas Corporation #3	4110310330-500	Uniform Expense	612.72
	Cintas Corporation #3	4111010850-202	Safety Expense	22.79
	Cintas Corporation #3	4111010850-300	Uniform Expense	48.43
	Cintas Corporation #3	4111010850-400	Uniform Expense	125.46
	Cintas Corporation #3	4111010850-500	Uniform Expense	613.12
	Cintas Corporation #3	4111697502-202	Safety Expense	22.79
	Cintas Corporation #3	4111697502-300	Uniform Expense	48.43
	Cintas Corporation #3	4111697502-305	Uniform Expense	127.05
	Cintas Corporation #3	4111697502-400	Uniform Expense	125.46
	Cintas Corporation #3	4111697502-500	Uniform Expense	<u>613.11</u>
Total 43858				4,683.42
43859	CleanExcel	012258	Janitorial Services	<u>6,751.00</u>
Total 43859				6,751.00
43860	C&R Wellness Works	18-208	Employee Assistance Services	<u>306.00</u>
Total 43860				306.00
43861	CSI Ceja Security International	020122CV	Security Patrol Services	<u>1,075.00</u>



CVMVCD  
 Check/Voucher Register - checkreportforFC  
 From 2/9/2022 Through 3/3/2022

Check Number	Vendor Name	PO# / Invoice#	Transaction Description	Check Amount
Total 43861				1,075.00
43862	Daniel's Tire Service	160130777	Tire Service	663.46
	Daniel's Tire Service	160130791	Tire Disposal Fee	240.00
	Daniel's Tire Service	160131086	Tire Services	663.46
	Daniel's Tire Service	160131129	Tire Service	<u>663.46</u>
Total 43862				2,230.38
43863	Desert Air Conditioning	224153	Repair & Maintenance	<u>270.00</u>
Total 43863				270.00
43864	Desert Alarm, Inc.	394637	Repair & Maintenance - Special Projects	<u>1,771.31</u>
Total 43864				1,771.31
43865	Employee Relations Inc.	92004	Recruitment/Advertising	464.30
	Employee Relations Inc.	92208	Recruitment/Advertising	<u>32.75</u>
Total 43865				497.05
43866	Equipment Direct, Inc.	471143	Safety Expense	<u>123.91</u>
Total 43866				123.91
43867	Fedak & Brown, LLP	20220131	Professional Services	<u>620.00</u>
Total 43867				620.00
43868	Ferguson Enterprises	0696716	Repair & Maintenance-Bio/Lab/Tank Room	83.84
	Ferguson Enterprises	0866069	Repair & Maintenance-Bio Lab Tank Room	216.41

CVMVCD  
 Check/Voucher Register - checkreportforFC  
 From 2/9/2022 Through 3/3/2022

Check Number	Vendor Name	PO# / Invoice#	Transaction Description	Check Amount
	Ferguson Enterprises	CM914304	Repair & Maintenance-Bio/Lab/Tank Room	(57.17)
	Ferguson Enterprises	CM921515	Repair & Maintenance-Bio Lab Tank Room	(19.06)
	Ferguson Enterprises	SC582800	Repair & Maintenance-Bio Lab Tank Room	<u>3.36</u>
Total 43868				227.38
43869	Garcia Plumbing Co.	BDS-3652	Repair & Maintenance-Shop/Grounds	<u>645.00</u>
Total 43869				645.00
43870	Hypertec USA Inc	29035	Cloud Computing Services	<u>24.23</u>
Total 43870				24.23
43871	Icahn School of Medicine at Mount Sinai	20220119	Research Project	<u>44,772.50</u>
Total 43871				44,772.50
43872	Indio Emergency Medical Group	20220201-1820	Physician Fees	110.00
	Indio Emergency Medical Group	20220201-2320	Physician Fees	<u>110.00</u>
Total 43872				220.00
43873	Jernigan's Sporting Goods, Inc.	16130	Safety Expense	179.43
	Jernigan's Sporting Goods, Inc.	16131	Safety Expense	<u>190.31</u>
Total 43873				369.74
43874	Linde Gas & Equipment Inc.	69005767	Cylinder Rentals	60.99
	Linde Gas & Equipment Inc.	69096074	Equipment Parts & Supplies	<u>345.23</u>
Total 43874				406.22

CVMVCD  
Check/Voucher Register - checkreportforFC  
From 2/9/2022 Through 3/3/2022

Check Number	Vendor Name	PO# / Invoice#	Transaction Description	Check Amount
43875	Marlin Business Bank	19658766	Contract Services	<u>705.79</u>
Total 43875				705.79
43876	Crystal Moreno	20220223	Tuition Reimbursement	<u>2,236.00</u>
Total 43876				2,236.00
43877	NAPA Auto & Truck Parts	005181	Vehicle Parts & Supplies	403.03
	NAPA Auto & Truck Parts	006368	Equipment Parts & Supplies	148.42
	NAPA Auto & Truck Parts	008178	Vehicle Parts & Supplies	<u>218.49</u>
Total 43877				769.94
43878	One-PS	20220216	Promotion & Education	<u>35.00</u>
Total 43878				35.00
43879	Pitney Bowes Global Financial Svcs	3105346738	Contract Services	<u>310.82</u>
Total 43879				310.82
43880	Puretec Industrial Water	1953295	Equipment Parts & Supplies	<u>324.98</u>
Total 43880				324.98
43881	Seton Identification Products	9348985231	Repair & Maintenance-Shop/Grounds	<u>423.61</u>
Total 43881				423.61
43882	Slovak Baron Empey Murphey & Pinkney LLP	69326	Attorney Fees	1,238.75
	Slovak Baron Empey Murphey & Pinkney LLP	69327	Attorney Fees	3,245.00
	Slovak Baron Empey Murphey & Pinkney LLP	69328	Attorney Fees	<u>4,000.00</u>

CVMVCD  
 Check/Voucher Register - checkreportforFC  
 From 2/9/2022 Through 3/3/2022

Check Number	Vendor Name	PO# / Invoice#	Transaction Description	Check Amount
Total 43882				8,483.75
43883	SC Commercial LLC dba SC Fuels	2064305-IN	Motor,Fuel, Oil	<u>6,418.05</u>
Total 43883				6,418.05
43884	Veolia ES Technical Solutions, LLC	MD71923	Operating Supplies	<u>107.82</u>
Total 43884				107.82
43885	Three Peaks Corp	3358	Repair & Maintenance	<u>60,698.16</u>
Total 43885				60,698.16
43886	Total Compensation Systems, Inc.	10130	Professional Fees	<u>1,800.00</u>
Total 43886				1,800.00
43887	USDA Agricultural Research Service	20220111	Research Project	<u>16,657.00</u>
Total 43887				16,657.00
43888	Waterlogic Americas LLC	1263295	Employee Support	<u>106.57</u>
Total 43888				106.57
43889	Waxie Sanitary Supply	80706313	Maintenance Supplies	<u>289.64</u>
Total 43889				289.64
43890	CalPERS Healthcare Acct	100000016715698	Cafeteria Plan	<u>87,483.38</u>
Total 43890				87,483.38
43891	U.S. Bank		Calcard	<u>39,016.05</u>

CVMVCD  
Check/Voucher Register - checkreportforFC  
From 2/9/2022 Through 3/3/2022

<u>Check Number</u>	<u>Vendor Name</u>	<u>PO# / Invoice#</u>	<u>Transaction Description</u>	<u>Check Amount</u>
Total 43891				<u>39,016.05</u>
			Total 1035 - CB&T General Checking	<u>296,740.74</u>
Report Total				<u>296,740.74</u>



P.O. BOX 6343  
FARGO ND 58125-6343



**ACCOUNT NUMBER**  
**STATEMENT DATE** 02-22-2022  
**AMOUNT DUE** \$39,016.05  
**NEW BALANCE** \$39,016.05  
PAYMENT DUE ON RECEIPT

000000050 02 SP 106481465221124 P  
COACHELLA VALLEY MOSQUIT  
DAVID I'ANSON  
43420 TRADER PLACE  
INDIO CA 92201-2089

**AMOUNT ENCLOSED**  
\$

Please make check payable to "U.S. Bank"

U.S. BANK CORPORATE PAYMENT SYSTEMS  
P.O. BOX 790428  
ST. LOUIS, MO 63179-0428

8

Please tear payment coupon at perforation.

**CORPORATE ACCOUNT SUMMARY**

COACHELLA VALLEY MOS	Previous Balance	Purchases And Other Charges	Cash Advances	Cash Advance Fees	Late Payment Charges	Credits	Payments	New Balance
Company Total	\$191,142.54	\$39,691.29	\$0.00	\$0.00	\$0.00	\$675.24	\$191,142.54	\$39,016.05

**CORPORATE ACCOUNT ACTIVITY**

Post Date	Tran Date	Reference Number	Transaction Description	Amount
				<b>TOTAL CORPORATE ACTIVITY</b>
				\$191,142.54CR
01-25	01-23	74798262025000000000073	PAYMENT - THANK YOU 00000 C	138,374.80 PY
02-16	02-13	74798262047000000000143	PAYMENT - THANK YOU 00000 C	52,767.74 PY

**NEW ACTIVITY**

ROBERTA DIECKMANN	CREDITS	PURCHASES	CASH ADV	TOTAL ACTIVITY
	\$0.00	\$1,249.11	\$0.00	\$1,249.11
Post Date	Tran Date	Reference Number	Transaction Description	Amount
02-09	02-07	24122592039018019503404	FINNEGANS PUB SACRAMENTO CA	20.94
02-09	02-07	24493982039286199800734	THE PARK DOWNTOWN SACRAMENTO CA	34.48
02-10	02-08	24034542040000853854290	7-ELEVEN 35481 SACRAMENTO CA	6.65

**CUSTOMER SERVICE CALL**

800-344-5696

**ACCOUNT NUMBER**

**ACCOUNT SUMMARY**

**STATEMENT DATE** 02/22/22  
**DISPUTED AMOUNT** .00

PREVIOUS BALANCE	191,142.54
PURCHASES & OTHER CHARGES	39,691.29
CASH ADVANCES	.00
CASH ADVANCE FEES	.00
LATE PAYMENT CHARGES	.00
CREDITS	675.24
PAYMENTS	191,142.54
<b>ACCOUNT BALANCE</b>	<b>39,016.05</b>

**AMOUNT DUE**

**39,016.05**

**SEND BILLING INQUIRIES TO:**

U.S. Bank National Association  
C/O U.S. Bancorp Purchasing Card Program  
P.O. Box 6335  
Fargo, ND 58125-6335



Company Name: COACHELLA VALLEY MOSQUIT
Corporate Account Number:
Statement Date: 02-22-2022

**NEW ACTIVITY**

Post Date	Tran Date	Reference Number	Transaction Description	Amount
02-10	02-08	24755422040170402392183	SHERATON SACRAMENTO CA 2449247 ARRIVAL: 02-06-22	303.96
02-11	02-10	24427332041740270629854	MCDONALD'S F6357 SACRAMENTO CA	9.11
02-11	02-09	24493982041286199800292	THE PARK DOWNTOWN SACRAMENTO CA	39.55
02-11	02-09	24755422041170414048020	SHERATON GRAND DINING SACRAMENTO CA	8.46
02-14	02-11	24755422042170429202868	SHERATON 916-4471700 CA 2449248 ARRIVAL: 02-07-22	825.96

<b>ARTURO GUTIERREZ</b>	<b>CREDITS</b>	<b>PURCHASES</b>	<b>CASH ADV</b>	<b>TOTAL ACTIVITY</b>
	\$0.00	\$192.52	\$0.00	\$192.52

Post Date	Tran Date	Reference Number	Transaction Description	Amount
02-16	02-16	24692162047100017152764	AMZN MKTP US*Z10BP4PG3 AMZN.COM/BILL WA	50.68
02-18	02-17	24692162048100056499547	AMZN MKTP US*OY0MJ7B03 AMZN.COM/BILL WA	141.84

<b>RICHARD ORTIZ</b>	<b>CREDITS</b>	<b>PURCHASES</b>	<b>CASH ADV</b>	<b>TOTAL ACTIVITY</b>
	\$0.00	\$2,516.21	\$0.00	\$2,516.21

Post Date	Tran Date	Reference Number	Transaction Description	Amount
02-03	02-01	24493982033207728000030	CALIBER COLLISION 0039 INDIO CA	2,516.21

<b>GREEMAN DIANE</b>	<b>CREDITS</b>	<b>PURCHASES</b>	<b>CASH ADV</b>	<b>TOTAL ACTIVITY</b>
	\$0.00	\$530.04	\$0.00	\$530.04

Post Date	Tran Date	Reference Number	Transaction Description	Amount
01-27	01-26	24164072026105970275580	STAPLS7348602218000002 877-8267755 NJ	32.07
01-27	01-27	24692162027100786053619	AMAZON.COM*Y17XJ3P03 AMZN.COM/BILL WA	41.60
01-27	01-27	24692162027100791058793	AMAZON.COM*YF9VL1MD3 AMZN.COM/BILL WA	62.40
01-31	01-30	24692162030100307159478	AMZN MKTP US*BU2DN1T43 AMZN.COM/BILL WA	11.31
02-07	02-05	24692162036100921557093	AMZN MKTP US*1081H1BA2 AMZN.COM/BILL WA	108.22
02-08	02-07	24692162038100534303172	AMZN MKTP US*TC0VS4I93 AMZN.COM/BILL WA	57.73
02-17	02-16	24164072047105150358904	STAPLS7350374840000001 877-8267755 NJ	9.68
02-17	02-16	24164072047105970358902	STAPLS7350374840000002 877-8267755 NJ	207.03

<b>JENNIFER HENKE</b>	<b>CREDITS</b>	<b>PURCHASES</b>	<b>CASH ADV</b>	<b>TOTAL ACTIVITY</b>
	\$0.00	\$1,071.02	\$0.00	\$1,071.02

Post Date	Tran Date	Reference Number	Transaction Description	Amount
02-08	02-07	24692162038100570224720	SQ *HALAL FOOD AND ICE CR SACRAMENTO CA	14.03
02-09	02-08	24137462039100257310756	TST* ALARO BREWING COMPAN SACRAMENTO CA	43.98
02-09	02-09	24692162040100544751333	SMART CITY NETWORKS - 888-446-6911 NV	12.95
02-10	02-09	24137462040100242949509	TST* PRELUDE KITCHEN AND SACRAMENTO CA	50.50
02-10	02-08	24231682040036154102232	STARBUCKS 65032 SCR SACRAMENTO CA	5.95
02-10	02-10	24692162041100304680143	SMART CITY NETWORKS - 888-446-6911 NV	12.95



Company Name: COACHELLA VALLEY MOSQUIT
Corporate Account Number:
Statement Date: 02-22-2022

**NEW ACTIVITY**

Post Date	Tran Date	Reference Number	Transaction Description	Amount
02-11	02-10	24692162041100664515319	SQ *GRACE COFFEE ROASTERS SACRAMENTO CA	7.50
02-11	02-10	24692162041100818041303	SQ *ORANGE CAB. SACRAMENTO CA	50.28
02-11	02-09	24943002041722756581035	HYATT REGENCY SCRMMTO F& SACRAMENTO CA 0075658103 ARRIVAL: 02-09-22	24.66
02-14	02-10	24323032042006002772994	ONT AIRPT PRKING LOT 3 ONTARIO CA	52.00
02-14	02-10	24692162042100262336786	BURGERS AND BREWS SMF SACRAMENTO CA	22.17
02-14	02-11	24755422042170429203049	SHERATON SACRAMENTO CA 2439763 ARRIVAL: 02-07-22	774.05

<b>G PEREZCHICA HARVEY</b>	<b>CREDITS</b>	<b>PURCHASES</b>	<b>CASH ADV</b>	<b>TOTAL ACTIVITY</b>
	\$0.00	\$829.40	\$0.00	\$829.40

Post Date	Tran Date	Reference Number	Transaction Description	Amount
02-14	02-11	24692162042100278131502	2430 SMF SACTOWN SHOP SACRAMENTO CA	7.28
02-14	02-10	24755422042170429200318	SHERATON GRAND DINING SACRAMENTO CA	33.09
02-14	02-11	24755422042170429200920	SHERATON SACRAMENTO CA 2439760 ARRIVAL: 02-07-22	789.03

<b>MICHAEL MARTINEZ</b>	<b>CREDITS</b>	<b>PURCHASES</b>	<b>CASH ADV</b>	<b>TOTAL ACTIVITY</b>
	\$0.00	\$893.48	\$0.00	\$893.48

Post Date	Tran Date	Reference Number	Transaction Description	Amount
02-08	02-07	24164072038090016381822	CMT SACRAMENTO27680016 SACRAMENTO CA	37.50
02-09	02-07	24493982039286199800692	THE PARK DOWNTOWN SACRAMENTO CA	25.14
02-09	02-07	24692162039100133430912	PSP SANTA ROSA KN PALM SPRINGS CA	7.14
02-09	02-07	24692162039100985053572	PANERA BREAD #203248 P PHOENIX AZ	13.80
02-11	02-09	24692162041100543551048	TST* NASH AND PROPER K ST SACRAMENTO CA	22.27
02-11	02-08	24765012041010000663948	OSAKA SUSHI SACRAMENTO CA	31.58
02-14	02-10	24755422042170429200367	SHERATON GRAND DINING SACRAMENTO CA	26.84
02-14	02-11	24755422042170429201274	SHERATON SACRAMENTO CA 2439750 ARRIVAL: 02-07-22	729.21

<b>GENEVA GINN</b>	<b>CREDITS</b>	<b>PURCHASES</b>	<b>CASH ADV</b>	<b>TOTAL ACTIVITY</b>
	\$0.00	\$1,072.85	\$0.00	\$1,072.85

Post Date	Tran Date	Reference Number	Transaction Description	Amount
02-03	02-02	24231682034837000011875	SMART AND FINAL 718 COACHELLA CA	29.95
02-03	02-02	24231682034837000014648	SMART AND FINAL 490 LA QUINTA CA	59.90
02-04	02-03	24231682035837000015966	SMART AND FINAL 490 LA QUINTA CA	23.96
02-09	02-07	24493982039286199800643	THE PARK DOWNTOWN SACRAMENTO CA	21.70
02-10	02-09	24137462040100242955852	TST* PAESANOS, MIDTOWN SACRAMENTO CA	34.66
02-10	02-08	24755422040170402391581	SHERATON GRAND DINING SACRAMENTO CA	27.84
02-11	02-10	24431062041400816209490	PALM SPRINGS AIRPORT PALM SPRINGS CA	80.00
02-11	02-09	24493982041286199800284	THE PARK DOWNTOWN SACRAMENTO CA	37.79
02-14	02-11	24755422042170429202124	SHERATON SACRAMENTO CA 2439753 ARRIVAL: 02-07-22	757.05





Company Name: COACHELLA VALLEY MOSQUIT
Corporate Account Number:
Statement Date: 02-22-2022

NEW ACTIVITY					
<b>JEREMY WITTIE</b>		<b>CREDITS</b> \$0.00	<b>PURCHASES</b> \$941.77	<b>CASH ADV</b> \$0.00	<b>TOTAL ACTIVITY</b> \$941.77
Post Date	Tran Date	Reference Number	Transaction Description	Amount	
02-08	02-07	24692162039100843315841	SQ *HP CAB COMPANY SACRAMENTO CA	42.50	
02-10	02-09	24692162040100937003334	SQ *GRACE COFFEE ROASTERS SACRAMENTO CA	5.35	
02-10	02-08	24943002040722750324938	HYATT REGENCY SCRMNTO F& SACRAMENTO CA 0075032493	8.86	
			ARRIVAL: 02-08-22		
02-14	02-11	24492152042740410652387	SQ *COACHELLA VALLE DESERT HOT SP CA	74.98	
02-14	02-09	24707802044030097038848	TONYS DELICATESSEN SACRAMENTO CA	17.14	
02-14	02-11	24755422042170429201456	SHERATON SACRAMENTO CA	764.66	
			2448818		
			ARRIVAL: 02-07-22		
02-14	02-11	24755422042170429202660	SHERATON 916-4471700 CA	28.28	
			2448818		
			ARRIVAL: 02-10-22		
<b>OSCAR GUERRERO</b>		<b>CREDITS</b> \$0.00	<b>PURCHASES</b> \$202.36	<b>CASH ADV</b> \$0.00	<b>TOTAL ACTIVITY</b> \$202.36
Post Date	Tran Date	Reference Number	Transaction Description	Amount	
02-03	02-01	24943012033010179102095	THE HOME DEPOT #6874 INDIO CA	29.38	
02-04	02-02	24943012034010181640941	THE HOME DEPOT #6630 LA QUINTA CA	24.63	
02-07	02-03	24692162035100126102274	THE HOME DEPOT 6874 INDIO CA	86.45	
02-07	02-04	24943012036010177142579	THE HOME DEPOT #6874 INDIO CA	7.92	
02-09	02-07	24943012039010178619143	THE HOME DEPOT #6874 INDIO CA	12.27	
02-10	02-08	24943012040010178747305	THE HOME DEPOT #6874 INDIO CA	41.71	
<b>VERONICA MONTOYA</b>		<b>CREDITS</b> \$0.00	<b>PURCHASES</b> \$110.00	<b>CASH ADV</b> \$0.00	<b>TOTAL ACTIVITY</b> \$110.00
Post Date	Tran Date	Reference Number	Transaction Description	Amount	
01-27	01-26	24559302026900010364228	CALIFORNIA SOCIETY OF MUN 916-2312137 CA	110.00	
<b>GONZALO VALADEZ</b>		<b>CREDITS</b> \$0.00	<b>PURCHASES</b> \$2.85	<b>CASH ADV</b> \$0.00	<b>TOTAL ACTIVITY</b> \$2.85
Post Date	Tran Date	Reference Number	Transaction Description	Amount	
02-09	02-07	24943012039010178618038	THE HOME DEPOT #6874 INDIO CA	2.85	
<b>ABELINA TORRES</b>		<b>CREDITS</b> \$0.00	<b>PURCHASES</b> \$5,712.52	<b>CASH ADV</b> \$0.00	<b>TOTAL ACTIVITY</b> \$5,712.52
Post Date	Tran Date	Reference Number	Transaction Description	Amount	
01-26	01-25	24692162025100305957391	VERIZONWRLSS*RTCCR VB 800-922-0204 FL	459.35	
01-26	01-25	24692162025100305958324	VERIZONWRLSS*RTCCR VB 800-922-0204 FL	2,322.62	



Company Name: COACHELLA VALLEY MOSQUIT
Corporate Account Number:
Statement Date: 02-22-2022

**NEW ACTIVITY**

Post Date	Tran Date	Reference Number	Transaction Description	Amount
01-27	01-26	24559302026900010364210	CALIFORNIA SOCIETY OF MUN 916-2312137 CA	110.00
01-27	01-26	24559302026900010364244	CALIFORNIA SOCIETY OF MUN 916-2312137 CA	75.00
02-04	02-03	24164072034105028391470	STAPLES TECH SOLN 800-8289949 FL	1,587.35
02-07	02-04	24492152035743217600772	INDIO WATER AUTHORITY 760-391-4038 CA	723.32
02-07	02-05	24492152036713316654201	INDIO WATER AUTHORITY 760-391-4038 CA	247.85
02-07	02-05	24492152036713316662931	INDIO WATER AUTHORITY 760-391-4038 CA	187.03

<b>MICHAEL ESPARZA</b>	<b>CREDITS</b>	<b>PURCHASES</b>	<b>CASH ADV</b>	<b>TOTAL ACTIVITY</b>
	\$0.00	\$208.71	\$0.00	\$208.71

Post Date	Tran Date	Reference Number	Transaction Description	Amount
02-16	02-15	24431062047400980000588	DESERT FEED BAG INC INDIO CA	208.71

<b>TAMMY GORDON</b>	<b>CREDITS</b>	<b>PURCHASES</b>	<b>CASH ADV</b>	<b>TOTAL ACTIVITY</b>
	\$0.00	\$1,034.45	\$0.00	\$1,034.45

Post Date	Tran Date	Reference Number	Transaction Description	Amount
02-04	02-04	24692162035100751998020	PALM SP DESERT SUN 888-426-0491 IN	14.99
02-08	02-08	24492152039713553241875	UBER TRIP HELP.UBER.COM CA	22.55
02-08	02-08	24492152039715555316498	UBER TRIP HELP.UBER.COM CA	3.38
02-09	02-08	24055232040207288500529	MIKUNI JAPANESE RESTAURA SACRAMENTO CA	20.50
02-09	02-07	24431062039838000360500	ONT PROVISIONS ST1878 ONTARIO CA	10.99
02-09	02-07	24755422039170392911474	SHERATON GRAND DINING SACRAMENTO CA	31.73
02-11	02-09	24000972041862204447571	BENTO BOX 916-7061331 CA	32.76
02-11	02-10	24492152041717832909703	UBER TRIP HELP.UBER.COM CA	2.00
02-11	02-10	24492152041719832661359	UBER TRIP HELP.UBER.COM CA	21.94
02-11	02-09	24755422041170414048426	SHERATON GRAND DINING SACRAMENTO CA	21.64
02-14	02-10	24323032042006002772796	ONT AIRPT PRKING LOT 3 ONTARIO CA	64.00
02-14	02-10	24755422042160427134692	SMF CAFETERIA 15L 6401122 SACRAMENTO CA	21.61
02-14	02-11	24755422042170429202199	SHERATON SACRAMENTO CA 2439764 ARRIVAL: 02-07-22	729.21
02-15	02-14	24492152045894065789841	PP*DUTCHBROSLL GRANTS PASS OR	15.45
02-16	02-14	24137462046200152987202	HOBBY-LOBBY #627 LA QUINTA CA	21.70

<b>DIANA REYES</b>	<b>CREDITS</b>	<b>PURCHASES</b>	<b>CASH ADV</b>	<b>TOTAL ACTIVITY</b>
	\$65.24	\$779.05	\$0.00	\$713.81

Post Date	Tran Date	Reference Number	Transaction Description	Amount
01-26	01-25	24943002025700742462361	CENGAGE LEARNING, INC 800-354-9706 MA	149.00
01-28	01-27	74692162027100912029157	AMZN MKTP US AMZN.COM/BILL WA	65.24 CR
01-28	01-26	24137462027500731227779	OFFICE DEPOT #2956 800-463-3768 TX	36.04
01-31	01-28	24943012029010178690328	THE HOME DEPOT #6874 INDIO CA	86.96
02-10	02-09	24692162040100110008324	IN *FRIENDS OF THE DESERT 760-5689918 CA	55.00
02-14	02-12	24692162043100916791989	ULINE *SHIP SUPPLIES 800-295-5510 WI	53.47
02-15	02-15	24692162046100275883820	AMZN MKTP US*5L24F4QA3 AMZN.COM/BILL WA	398.58



Company Name: COACHELLA VALLEY MOSQUIT
Corporate Account Number:
Statement Date: 02-22-2022

NEW ACTIVITY					
<b>ROSENDO RUIZ</b>		<b>CREDITS</b>	<b>PURCHASES</b>	<b>CASH ADV</b>	<b>TOTAL ACTIVITY</b>
		\$0.00	\$135.32	\$0.00	\$135.32
Post Date	Tran Date	Reference Number	Transaction Description	Amount	
02-14	02-11	24692162042100605259067	UPS*BILLING CENTER 800-811-1648 GA	17.74	
02-15	02-14	24431062046636000046728	WAXIE SANITARY SUPPLY 858-292-8111 CA	117.58	
<b>MELISSA TALLION</b>		<b>CREDITS</b>	<b>PURCHASES</b>	<b>CASH ADV</b>	<b>TOTAL ACTIVITY</b>
		\$610.00	\$4,697.63	\$0.00	\$4,087.63
Post Date	Tran Date	Reference Number	Transaction Description	Amount	
02-07	02-05	74426292037018037674333	MOSQUITO & VECTOR CONTROL SACRAMENTO CA	275.00 CR	
02-07	02-05	74426292037018037674341	MOSQUITO & VECTOR CONTROL SACRAMENTO CA	335.00 CR	
02-08	02-07	24717052039870390781660	DELTA AIR 0062497304349 DELTA.COM CA	736.20	
			RODRIGUEZ/CHARL 02-28-22		
			ONT DL M ATL DL M JAX DL K ATL DL K ONT		
02-09	02-09	24492152040717640101536	UBR POSTMATES HELP.UBER.COM CA	39.83	
02-09	02-09	24492152040717645418166	UBR POSTMATES HELP.UBER.COM CA	6.00	
02-14	02-11	24011342042000044603705	EVENT* AMERICAN MOSQUI WWW.CVENT.COM VA	129.00	
02-14	02-11	24011342042000045318196	EVENT* AMERICAN MOSQUI WWW.CVENT.COM VA	1,605.00	
02-18	02-17	24717052049870490955550	DELTA AIR 0062499116196 DELTA.COM CA	727.20	
			ALVARADO/GREGOR 02-28-22		
			ONT DL M ATL DL M JAX DL Q ATL DL Q ONT		
02-18	02-17	24717052049870490975038	DELTA AIR 0062499700334 DELTA.COM CA	727.20	
			MARTINEZ JR/MIC 02-28-22		
			ONT DL M ATL DL M JAX DL Q ATL DL Q ONT		
02-18	02-17	24717052049870491316604	DELTA AIR 0062499076275 DELTA.COM CA	727.20	
			AVALOS/OLDEMBOU 02-28-22		
			ONT DL M ATL DL M JAX DL Q ATL DL Q ONT		
<b>VINCENT VALENZUELA</b>		<b>CREDITS</b>	<b>PURCHASES</b>	<b>CASH ADV</b>	<b>TOTAL ACTIVITY</b>
		\$0.00	\$2,246.19	\$0.00	\$2,246.19
Post Date	Tran Date	Reference Number	Transaction Description	Amount	
02-01	01-31	24692162031100218715391	AMZN MKTP US*RM0QS10H3 AMZN.COM/BILL WA	35.44	
02-01	02-01	24692162032100500171385	AMAZON.COM*F43QA4WS3 AMZN.COM/BILL WA	179.43	
02-02	02-01	24692162032100724318028	AMZN MKTP US*AQ6SQ7K83 AMZN.COM/BILL WA	128.74	
02-02	02-01	24692162032100856127395	AMZN MKTP US*SK6YN5JV3 AMZN.COM/BILL WA	54.36	
02-03	02-02	24692162033100419335104	AMAZON.COM*QL2I95PE3 AMZN.COM/BILL WA	105.44	
02-04	02-03	24692162034100154916489	LOWES #00907* 866-483-7521 NC	239.16	
02-04	02-03	24692162034100330580811	AMZN MKTP US*BR7SW69H3 AMZN.COM/BILL WA	76.11	
02-08	02-07	24692162038100635541993	AMAZON.COM*L956V0IO3 AMZN.COM/BILL WA	538.29	
02-09	02-07	24493982039286199800718	THE PARK DOWNTOWN SACRAMENTO CA	35.67	
02-09	02-08	24692162039100132269642	SQ *GRACE COFFEE ROASTERS SACRAMENTO CA	7.25	
02-09	02-07	24692162039100133430938	PSP SANTA ROSA KN PALM SPRINGS CA	10.99	
02-09	02-07	24692162039100980431484	1488-PHO TODAY S4-R32 PHOENIX AZ	4.79	
02-10	02-09	24137462040100242967659	TST* PAESANOS, MIDTOWN SACRAMENTO CA	22.79	
02-11	02-09	24692162041100543551055	TST* NASH AND PROPER K ST SACRAMENTO CA	21.55	
02-11	02-09	24755422041170414047501	SHERATON GRAND DINING SACRAMENTO CA	26.84	
02-14	02-10	24692162042100278130678	2430 SMF SACTOWN SHOP SACRAMENTO CA	3.29	
02-14	02-10	24755422042170429200300	SHERATON GRAND DINING SACRAMENTO CA	26.84	
02-14	02-11	24755422042170429201282	SHERATON SACRAMENTO CA	729.21	
			2439755		
			ARRIVAL: 02-07-22		



Company Name: COACHELLA VALLEY MOSQUIT
Corporate Account Number:
Statement Date: 02-22-2022

**NEW ACTIVITY**

<b>JACOB TARANGO</b>		<b>CREDITS</b>	<b>PURCHASES</b>	<b>CASH ADV</b>	<b>TOTAL ACTIVITY</b>
		\$0.00	\$970.66	\$0.00	\$970.66
<b>Post Date</b>	<b>Tran Date</b>	<b>Reference Number</b>	<b>Transaction Description</b>	<b>Amount</b>	
02-04	02-02	24717052034270346803806	COLORADO SERUM COMPANY 303-2957527 CO	140.49	
02-08	02-07	24013392038000694597727	PENNISIS DELI SACRAMENTO CA	17.03	
02-09	02-08	24692162040100508533826	SQ *BIG STUMP BREWING COM SACRAMENTO CA	21.56	
02-11	02-09	24137462041500458212170	TST* SAUCED BBQ & SPIRITS SACRAMENTO CA	35.53	
02-14	02-10	24755422042170429200292	SHERATON GRAND DINING SACRAMENTO CA	26.84	
02-14	02-11	24755422042170429202785	SHERATON SACRAMENTO CA 2439761 ARRIVAL: 02-07-22	729.21	
<b>MARISA KELLING</b>		<b>CREDITS</b>	<b>PURCHASES</b>	<b>CASH ADV</b>	<b>TOTAL ACTIVITY</b>
		\$0.00	\$956.21	\$0.00	\$956.21
<b>Post Date</b>	<b>Tran Date</b>	<b>Reference Number</b>	<b>Transaction Description</b>	<b>Amount</b>	
02-09	02-07	24493982039286199800700	THE PARK DOWNTOWN SACRAMENTO CA	36.69	
02-09	02-08	24692162039100168939969	SQ *GRACE COFFEE ROASTERS SACRAMENTO CA	7.50	
02-10	02-08	24034542040000853854282	7-ELEVEN 35481 SACRAMENTO CA	5.59	
02-10	02-09	24137462040100242972766	TST* PAESANOS, MIDTOWN SACRAMENTO CA	41.48	
02-11	02-10	24164072041090016408547	CMT SACRAMENTO27680016 SACRAMENTO CA	37.50	
02-11	02-09	24493982041286199800276	THE PARK DOWNTOWN SACRAMENTO CA	44.56	
02-11	02-09	24755422041170414047881	SHERATON GRAND DINING SACRAMENTO CA	26.84	
02-14	02-10	24755422042170429200805	SHERATON GRAND DINING SACRAMENTO CA	26.84	
02-14	02-11	24755422042170429203106	SHERATON SACRAMENTO CA 2439756 ARRIVAL: 02-07-22	729.21	
<b>EDWARD PRENDEZ</b>		<b>CREDITS</b>	<b>PURCHASES</b>	<b>CASH ADV</b>	<b>TOTAL ACTIVITY</b>
		\$0.00	\$9,288.96	\$0.00	\$9,288.96
<b>Post Date</b>	<b>Tran Date</b>	<b>Reference Number</b>	<b>Transaction Description</b>	<b>Amount</b>	
01-31	01-29	24204292029002261620132	TEAMVIEWER.COM 180-09514573 FL	2,806.00	
02-01	01-31	24717052031170310211775	ZINGLE 877-9464536 CA	374.00	
02-02	01-31	24688072032017013790435	QUICK QUACK - ONLINE 888-772-2792 CA	307.20	
02-02	02-02	24692162033100288936305	VERIZON*CONNECT 866-844-2235 MA	1,303.30	
02-03	02-03	24692162034100086937637	CARPARTSCOM * 800-913-6127 CA	114.38	
02-04	02-03	24906412034139915524001	APH*CODERO.COM 866-2263376 TX	16.00	
02-07	02-03	24688072035017014056833	QUICK QUACK - ONLINE 888-772-2792 CA	144.00	
02-10	02-10	24692162041100322097155	ALLDATA 800-859-3282 CA	125.00	
02-11	02-10	24492152041852888428496	URISA 847-824-6300 IL	146.25	
02-14	02-11	24431062042083706288060	AMAZON.COM*JW1R46DU3 AMZN AMZN.COM/BILL WA	228.36	
02-16	02-15	24906412046140739540963	DNH*GODADDY.COM 480-5058855 AZ	449.99	
02-18	02-17	24164072048105160200459	STAPLES TECH SOLN 800-8289949 FL	3,126.08	
02-21	02-19	24011342050000038611432	ZOOM.US 888-799-9666 WWW.ZOOM.US CA	148.40	
<b>GRACIELA MORALES</b>		<b>CREDITS</b>	<b>PURCHASES</b>	<b>CASH ADV</b>	<b>TOTAL ACTIVITY</b>
		\$0.00	\$581.98	\$0.00	\$581.98



Company Name: COACHELLA VALLEY MOSQUIT
Corporate Account Number:
Statement Date: 02-22-2022

**NEW ACTIVITY**

Post Date	Tran Date	Reference Number	Transaction Description	Amount
01-25	01-24	24755422024260241156798	LA QUINTA MAIL BOXES PACK LA QUINTA CA	135.88
01-28	01-26	24202982027030031260707	CALIFORNIA SPECIAL DISTRI 916-442-7887 CA	175.00
02-03	02-02	24692162033100581977899	AMZN MKTP US*WE5WQ5YJ3 AMZN.COM/BILL WA	42.10
02-17	02-16	24436542048011832747659	SOCIETYFORHUMANRESOURCE 800-2837476 VA	229.00

<b>KIM HUNG</b>	<b>CREDITS</b>	<b>PURCHASES</b>	<b>CASH ADV</b>	<b>TOTAL ACTIVITY</b>
	\$0.00	\$1,356.22	\$0.00	\$1,356.22

Post Date	Tran Date	Reference Number	Transaction Description	Amount
02-07	02-04	24003412037900015700182	XPRESS GRAPHICS AND 760-3452741 CA	220.35
02-08	02-07	24011342038000045484853	LYFT *RIDE MON 8AM LYFT.COM CA	36.79
02-08	02-08	24431062039083728794769	AMZN MKTP US*OY9366NY3 AM AMZN.COM/BILL WA	62.56
02-09	02-08	24692162039100125043079	SQ *TEMPLE COFFEE SACRAMENTO CA	7.00
02-09	02-07	24755422039170392911292	SHERATON GRAND DINING SACRAMENTO CA	6.00
02-10	02-09	24137462040100242979464	TST* STATION 16 SEAFOOD B SACRAMENTO CA	32.95
02-10	02-08	24761472040017010911622	THE RIND SACRAMENTO CA	65.31
02-11	02-10	24055232042400964453711	LYFT *RIDE THU 1PM LYFT.COM CA	21.84
02-11	02-10	24137462041100465867064	TST* KODAIKO RAMEN & BAR SACRAMENTO CA	26.00
02-11	02-10	24692162041100837255454	SQ *SIBLING RESTAURANT SACRAMENTO CA	23.82
02-14	02-11	24692162042100262334484	ESQUIRE GRILLE SMF SACRAMENTO CA	24.55
02-14	02-11	24755422042170429201860	SHERATON SACRAMENTO CA	729.21
			2439762 ARRIVAL: 02-07-22	
02-22	02-21	24692162052100306304276	AMZN MKTP US*Y17A51PP3 AMZN.COM/BILL WA	99.84

<b>MELISSA SNELLING</b>	<b>CREDITS</b>	<b>PURCHASES</b>	<b>CASH ADV</b>	<b>TOTAL ACTIVITY</b>
	\$0.00	\$1,462.81	\$0.00	\$1,462.81

Post Date	Tran Date	Reference Number	Transaction Description	Amount
01-31	01-28	24692162028100966944305	TFS*LIFETECHNOLOGIES 800-955-6288 CA	407.65
02-02	02-01	24755422032270322608781	ACCUTEK LAB PIPETTE COM 800-2433232 CA	459.00
02-14	02-11	24717052042270426143800	SIGMA ALDRICH US 800-3253010 MO	269.04
02-17	02-16	24431062048083751076059	AMAZON.COM*4T2DT6EI3 AMZN AMZN.COM/BILL WA	89.10
02-21	02-19	24692162050100508951173	TFS*FISHER SCI ATL 800-766-7000 GA	238.02

<b>CRYSTAL G MORENO</b>	<b>CREDITS</b>	<b>PURCHASES</b>	<b>CASH ADV</b>	<b>TOTAL ACTIVITY</b>
	\$0.00	\$648.97	\$0.00	\$648.97

Post Date	Tran Date	Reference Number	Transaction Description	Amount
01-26	01-25	24431062025083307942629	AMZN MKTP US*7W8M294S3 AM AMZN.COM/BILL WA	109.14
01-28	01-28	24492152028713441142023	DD DOORDASH TKBBAKERY 855-973-1040 CA	22.89
01-28	01-28	24492152028717442914983	DD DOORDASH KFC 855-973-1040 CA	17.32
01-28	01-27	24493982028207710708001	CAL CHAMBER OF COMMERCE 8003318877 CA	378.53
02-04	02-04	24011342035000003514595	DOORDASH*POKEHANA WWW.DOORDASH. CA	23.34
02-09	02-08	24692162039100405862545	AMZN MKTP US*JO11P14V3 AMZN.COM/BILL WA	97.75



Company Name: COACHELLA VALLEY MOSQUIT
Corporate Account Number:
Statement Date: 02-22-2022

Department: 00000 Total:	\$39,016.05
Division: 00000 Total:	\$39,016.05

Coachella Valley Mosquito and Vector Control District  
**FINANCES AT A GLANCE**  
**ALL FUNDS COMBINED**  
For the Month Ended February 28, 2022

	Beginning of the Month	Change During the Month	End of the Month
INVESTMENTS	13,301,838	286,776	13,588,613
CASH	(48,234)	181,655	133,421
INVESTMENTS & CASH	13,253,604	468,431	13,722,034
CURRENT ASSETS	2,982,726	(1,185,943)	1,796,783
FIXED ASSETS	9,632,595	-	9,632,595
OTHER ASSETS	4,995,513	-	4,995,513
TOTAL ASSETS	30,864,438	(717,512)	30,146,926
TOTAL LIABILITIES	5,729,589	(276,291)	5,453,298
TOTAL DISTRICT EQUITY	25,134,849	(441,221)	24,693,628
TOTAL LIABILITIES & EQUITY	30,864,438	(717,512)	30,146,926
RECEIPTS			
		\$ 1,258,892	
CASH DISBURSEMENTS			
Payroll	\$ 447,880		
General Admin	\$ 342,582		
Total Cash Disbursements		\$ (790,462)	
NON-CASH ENTRIES:			
Accrual Modifications - Changes in A/P, A/R & Pre-paid insurance		\$ (1,185,943)	
Change during Month - Excess of Cash over Receipts & Non-Cash Adjustments		\$ (717,512)	

**CVMVCD**  
Cash Journal - deposits  
From 2/1/2022 Through 2/28/2022

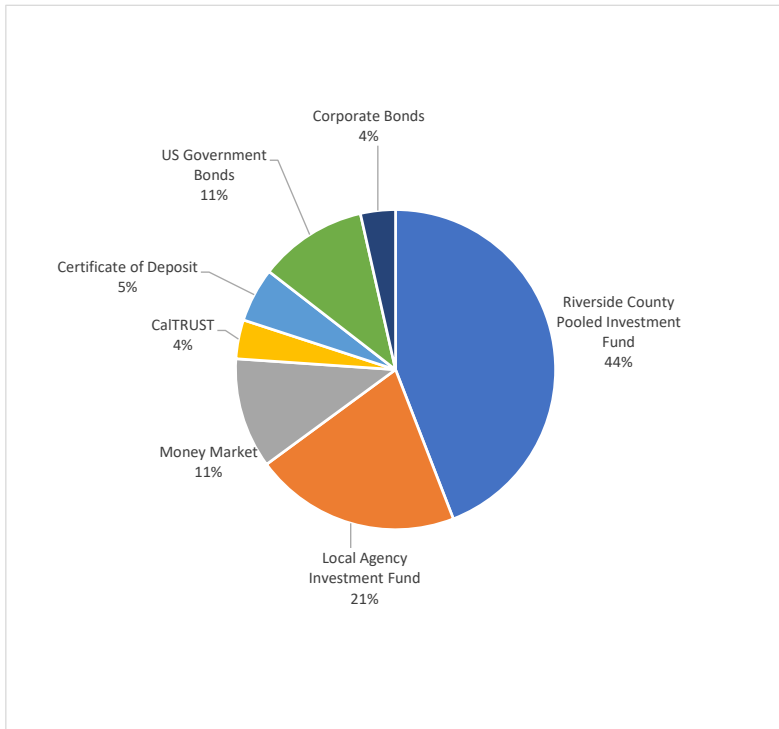
<u>Effective ...</u>	<u>Transaction Description</u>	<u>Deposits</u>	<u>Payee/Recipient Name</u>
2/1/2022	Benefit Assessment	1,136,175.37	Riverside County
2/1/2022	February Receipts	26.95	
2/28/2022	February Receipts	24.22	California Bank & Trust
2/28/2022	February Receipts	703.08	Riverside County
2/28/2022	February Receipts - PY Supp	52,055.46	Riverside County
2/28/2022	February Receipts - SBE CS1	<u>69,907.31</u>	Riverside County
Report Total		<u><u>1,258,892.39</u></u>	



**COACHELLA VALLEY MOSQUITO AND VECTOR CONTROL DISTRICT  
INVESTMENT FUND BALANCES AS OF FEBRUARY 28, 2022**

INSTITUTION	IDENTIFICATION	Issue Date	Maturity Date	YIELD	General Fund	Thermal Capital Fund	Capital Equipment Replacement Fund	Capital Facility Replacement Fund	BALANCE
LAIF	Common Investments			0.28%	2,595,170	20,323	17,177	194,408	\$ 2,827,078
Riverside County	Funds 51105 & 51115			0.33%	5,503,219	43,096	36,425	412,255	\$ 5,994,995
CalTRUST	Medium Term Fund			0.21%	491,086	3,846	3,250	36,788	\$ 534,970
CA Bank & Trust	Market Rate			0.02%	1,378,502	10,795	9,124	103,266	\$ 1,501,687
Pershing	Market Rate			0.00%	13,989	110	93	1,048	\$ 15,240
BMW Bank	Certificate of Deposit	11/20/2020	11/20/2025	0.50%			59,440	188,226	\$ 247,665
State BK of India	Certificate of Deposit	11/23/2020	11/24/2025	0.55%			59,557	188,597	\$ 248,153
Goldman Sachs	Certificate of Deposit	9/21/2021	9/22/2026	1.05%		37,736	50,474	159,833	\$ 248,043
Federal Home Ln	US Government Bonds	11/24/2020	11/24/2025	0.63%			179,402	568,108	\$ 747,510
Federal Natl Mtg Assn	US Government Bonds	11/25/2020	11/25/2025	0.63%			178,461	565,127	\$ 743,588
Bank Amer Corp	Corporate Bonds	11/25/2020	11/25/2025	0.65%			115,124	364,561	\$ 479,685
<b>Total Investments</b>					9,981,965	115,906	708,528	2,782,215	<b>\$ 13,588,613</b>

**PORTFOLIO COMPOSITION AS OF FEBRUARY 28, 2022  
WEIGHTED YIELD 0.34%**



In compliance with the California Code Section 53646; the Finance Administrator of the Coachella Valley Mosquito and Vector Control District hereby certifies that sufficient liquidity and anticipated revenue are available to meet the District's budgeted expenditure requirements for the next six months.

Investments in the report meet the requirements of the Coachella Valley Mosquito and Vector Control District's adopted investment policy

Respectfully submitted

NOTED AND APPROVED

CVMVCD  
Statement of Revenue and Expenditures  
February 28, 2022

		Annual Budget	YTD Budget	YTD Actual	YTD Budget Variance	Current Period Budget	Current Period Actual	Current Period Variance	Annual Budget Variance	Percent Annual Budget
<b>Revenues</b>										
4000	Property Tax - Current	4,121,655	2,143,140	<b>2,346,600</b>	203,460	0	<b>70,610</b>	70,610	(1,775,055)	(43)%
4010	Property Tax - Curr. Su	30,561	0	<b>0</b>	0	0	<b>0</b>	0	(30,561)	(100)%
4020	Property Tax - Curr. Un	170,821	165,780	<b>171,136</b>	5,355	0	<b>0</b>	0	315	0 %
4030	Homeowners Tax Relie	36,430	18,215	<b>18,839</b>	624	0	<b>0</b>	0	(17,591)	(48)%
4070	Property Tax - Prior Suj	23,736	0	<b>52,055</b>	52,055	0	<b>52,055</b>	52,055	28,319	119 %
4080	Property Tax - Prior Un	9,069	0	<b>0</b>	0	0	<b>0</b>	0	(9,069)	(100)%
4090	Redevelopment Pass-TI	5,406,064	2,703,032	<b>3,002,448</b>	299,416	0	<b>0</b>	0	(2,403,616)	(44)%
4520	Interest Income - LAIF,	42,000	21,000	<b>15,696</b>	(5,304)	0	<b>24</b>	24	(26,304)	(63)%
4530	Other Miscellaneous Re	63,000	42,000	<b>24,480</b>	(17,520)	5,250	<b>2,007</b>	(3,243)	(38,520)	(61)%
4551	Benefit Assessment Inc	2,299,810	1,228,967	<b>1,265,864</b>	36,897	0	<b>0</b>	0	(1,033,946)	(45)%
	Total Revenues	12,203,146	6,322,134	<b>6,897,117</b>	574,983	5,250	<b>124,697</b>	119,447	(5,306,029)	(43)%

**Expenditures**

**Payroll Expenses**

5101	Payroll - FT	5,373,288	3,537,075	<b>3,297,930</b>	239,144	459,060	<b>219,046</b>	240,014	2,075,357	39 %
5102	Payroll Seasonal	203,400	135,600	<b>183,205</b>	(47,605)	16,950	<b>5,297</b>	11,653	20,195	10 %
5103	Temporary Services	6,900	6,900	<b>0</b>	6,900	0	<b>0</b>	0	6,900	100 %
5105	Payroll - Overtime Expe	45,120	30,080	<b>2,971</b>	27,109	3,760	<b>0</b>	3,760	42,149	93 %
5150	CalPERS State Retirem	1,873,120	1,699,775	<b>1,604,483</b>	95,293	43,337	<b>59,716</b>	(16,380)	268,638	14 %
5155	Social Security Expense	331,680	218,414	<b>217,119</b>	1,295	28,317	<b>14,307</b>	14,010	114,561	35 %
5165	Medicare Expense	77,570	51,081	<b>51,947</b>	(867)	6,623	<b>3,346</b>	3,276	25,623	33 %
5170	Cafeteria Plan	1,141,827	749,860	<b>814,187</b>	(64,327)	97,993	<b>82,948</b>	15,045	327,640	29 %
5172	Retiree Healthcare	372,588	248,392	<b>262,525</b>	(14,133)	31,049	<b>32,262</b>	(1,213)	110,063	30 %
5180	Deferred Compensator	108,010	71,590	<b>54,748</b>	16,842	9,105	<b>(6,521)</b>	15,627	53,262	49 %
5195	Unemployment Insuran	34,236	22,316	<b>30,497</b>	(8,182)	2,980	<b>957</b>	2,023	3,739	11 %
	Total Payroll Expenses	9,567,740	6,771,082	<b>6,519,612</b>	251,470	699,174	<b>411,358</b>	287,815	3,048,127	32 %

CVMVCD  
Statement of Revenue and Expenditures  
February 28, 2022

	Annual Budget	YTD Budget	YTD Actual	YTD Budget Variance	Current Period Budget	Current Period Actual	Current Period Variance	Annual Budget Variance	Percent Annual Budget
<b>Administrative Expenses</b>									
5250	Tuition Reimbursement	20,000	13,333	<b>2,716</b>	10,617	1,667	<b>0</b>	1,667	17,284 86 %
5300	Employee Incentive	15,500	10,333	<b>4,402</b>	5,932	1,292	<b>0</b>	1,292	11,098 72 %
5301	Employee Support	0	0	<b>746</b>	(746)	0	<b>0</b>	0	(746) 0 %
5302	Wellness	5,600	3,733	<b>570</b>	3,163	467	<b>0</b>	467	5,030 90 %
5305	Employee Assistance Pr	3,200	2,133	<b>2,232</b>	(99)	267	<b>306</b>	(39)	968 30 %
6000	Property & Liability Inst	156,406	97,604	<b>117,855</b>	(20,251)	14,701	<b>17,526</b>	(2,825)	38,551 25 %
6001	Workers' Compensator	181,607	96,071	<b>26,797</b>	69,274	21,384	<b>21,345</b>	39	154,810 85 %
6050	Dues & Memberships	42,816	30,743	<b>29,943</b>	800	2,654	<b>0</b>	2,654	12,873 30 %
6060	Reproduction & Printing	7,950	6,967	<b>2,659</b>	4,308	246	<b>112</b>	134	5,291 67 %
6065	Recruitment/Advertisin	7,500	5,000	<b>3,507</b>	1,493	625	<b>464</b>	161	3,993 53 %
6070	Office Supplies	17,111	11,407	<b>5,973</b>	5,435	1,426	<b>108</b>	1,318	11,138 65 %
6075	Postage	5,750	3,833	<b>440</b>	3,393	479	<b>0</b>	479	5,310 92 %
6080	Computer & Network S	8,199	5,466	<b>3,529</b>	1,937	683	<b>0</b>	683	4,670 57 %
6085	Bank Service Charges	200	133	<b>(25)</b>	158	17	<b>0</b>	17	225 112 %
6090	Local Agency Formatior	2,400	2,400	<b>2,243</b>	157	0	<b>0</b>	0	157 7 %
6095	Professional Fees	192,000	140,000	<b>101,007</b>	38,993	6,750	<b>4,548</b>	2,202	90,993 47 %
6100	Attorney Fees	68,000	45,333	<b>36,222</b>	9,112	5,667	<b>8,484</b>	(2,817)	31,778 47 %
6105	Legal Services / Filing F	1,000	667	<b>0</b>	667	83	<b>0</b>	83	1,000 100 %
6106	HR Risk Management	6,000	4,000	<b>1,500</b>	2,500	500	<b>0</b>	500	4,500 75 %
6110	Conference Expense	44,400	35,467	<b>11,204</b>	24,262	10,983	<b>0</b>	10,983	33,196 75 %
6115	In-Lieu	13,200	8,800	<b>8,200</b>	600	1,100	<b>1,100</b>	0	5,000 38 %
6120	Trustee Support	7,600	5,067	<b>694</b>	4,373	633	<b>0</b>	633	6,906 91 %
6200	Meetings Expense	4,890	3,260	<b>770</b>	2,490	408	<b>0</b>	408	4,120 84 %
6210	Promotion & Education	5,000	5,000	<b>1,942</b>	3,058	0	<b>35</b>	(35)	3,058 61 %
6220	Public Outreach Adverti	46,000	46,000	<b>18,695</b>	27,305	0	<b>0</b>	0	27,305 59 %
6500	Benefit Assessment Exp	86,000	86,000	<b>143,466</b>	(57,466)	0	<b>0</b>	0	(57,466) (67)%
<b>Total Administrative Expenses</b>		<b>948,329</b>	<b>668,751</b>	<b>527,288</b>	<b>141,464</b>	<b>72,030</b>	<b>54,028</b>	<b>18,002</b>	<b>421,041 44 %</b>
<b>Utilities</b>									
640	Utilities	106,000	70,667	<b>77,700</b>	(7,033)	8,833	<b>0</b>	8,833	28,300 27 %
641	Telecommunications	1,824	1,216	<b>1,200</b>	16	152	<b>0</b>	152	624 34 %
<b>Total Utilities</b>		<b>107,824</b>	<b>71,883</b>	<b>78,900</b>	<b>(7,017)</b>	<b>8,985</b>	<b>0</b>	<b>8,985</b>	<b>28,924 27 %</b>

CVMVCD  
Statement of Revenue and Expenditures  
February 28, 2022

	Annual Budget	YTD Budget	YTD Actual	YTD Budget Variance	Current Period Budget	Current Period Actual	Current Period Variance	Annual Budget Variance	Percent Annual Budget
<b>Operating</b>									
7000 Uniform Expense	44,727	29,973	31,705	(1,732)	3,609	4,569	(961)	13,022	29 %
7050 Safety Expense	32,375	21,700	14,199	7,501	2,844	776	2,068	18,176	56 %
7100 Physican Fees	5,000	3,333	2,315	1,018	417	220	197	2,685	54 %
7150 IT Communications	56,860	37,907	28,730	9,176	4,738	0	4,738	28,130	49 %
7200 Household Supplies	3,000	2,000	2,176	(176)	250	0	250	824	27 %
7300 Repair & Maintenance	42,000	28,000	36,220	(8,220)	3,500	3,667	(167)	5,780	14 %
7310 Maintenance & Calibrat	6,170	6,170	44	6,126	6,170	0	6,170	6,126	99 %
7350 Permits, Licenses & Fee	8,273	6,571	7,438	(868)	1,626	240	1,386	835	10 %
7360 Software Licensing	22,305	2,255	0	2,255	0	0	0	22,305	100 %
7400 Vehicle Parts & Supplie	44,720	29,813	26,679	3,135	3,727	2,612	1,115	18,041	40 %
7420 Offsite Vehicle Maint &	17,343	11,562	2,457	9,105	1,445	0	1,445	14,886	86 %
7450 Equipment Parts & Sup	28,620	20,670	10,334	10,336	1,750	880	870	18,286	64 %
7500 Small Tools Furniture &	4,400	2,933	884	2,049	367	0	367	3,516	80 %
7550 Lab Supplies & Expense	36,700	23,867	11,073	12,794	2,358	375	1,984	25,627	70 %
7570 Aerial Pool Surveillance	26,000	0	0	0	0	0	0	26,000	100 %
7575 Surveillance	60,360	51,723	53,831	(2,107)	14,759	0	14,759	6,529	11 %
7600 Staff Training	85,824	53,283	22,888	30,394	6,385	1,500	4,885	62,936	73 %
7650 Equipment Rental	1,000	667	219	448	83	0	83	781	78 %
7675 Contract Services	109,720	71,077	78,035	(6,958)	7,938	8,888	(950)	31,685	29 %
7680 Cloud Computing Servir	101,370	47,996	33,563	14,433	1,334	2,307	(973)	67,807	67 %
7700 Motor Fuel & Oils	80,000	53,333	71,326	(17,993)	6,667	6,418	249	8,674	11 %
7750 Field Supplies	14,600	9,733	3,317	6,416	1,217	0	1,217	11,283	77 %
7800 Control Products	711,280	598,240	409,214	189,026	21,887	0	21,887	302,066	42 %
7850 Aerial Applications	209,213	139,475	112,137	27,338	17,434	0	17,434	97,076	46 %
7860 Unmanned Aircraft App	40,000	26,667	10,110	16,557	3,333	10,110	(6,776)	29,890	75 %
8415 Capital Outlay	46,343	35,495	25,487	10,008	2,712	0	2,712	20,856	45 %
8510 Research Projects	182,093	140,213	110,027	30,186	10,473	56,199	(45,726)	72,066	40 %
9000 Contingency Expense	109,750	73,167	0	73,167	9,146	0	9,146	109,750	100 %
<b>Total Operating</b>	<b>2,130,046</b>	<b>1,527,823</b>	<b>1,104,410</b>	<b>423,413</b>	<b>136,169</b>	<b>98,760</b>	<b>37,409</b>	<b>1,025,636</b>	<b>48 %</b>
<b>Contribution to Capital Reserves</b>									
890 Transfer to other funds	481,300	320,867	320,867	0	40,108	40,108	0	160,433	33 %
<b>Total Contribution to Capital Reserves</b>	<b>481,300</b>	<b>320,867</b>	<b>320,867</b>	<b>0</b>	<b>40,108</b>	<b>40,108</b>	<b>0</b>	<b>160,433</b>	<b>33 %</b>
<b>Total Expenditures</b>	<b>13,235,239</b>	<b>9,360,406</b>	<b>8,551,076</b>	<b>809,330</b>	<b>956,467</b>	<b>604,256</b>	<b>352,211</b>	<b>4,684,162</b>	<b>35 %</b>
<b>Net revenue over/(under) expenditures</b>	<b>(1,032,093)</b>	<b>(3,038,272)</b>	<b>(1,653,959)</b>	<b>1,384,313</b>	<b>(951,217)</b>	<b>(479,558)</b>			

CVMVCD  
Balance Sheet  
As of 2/28/2022

		Current Year
Assets		
Cash and Investments		
1000	Cash - Investments	13,588,613.42
1012	Cash - Clearing Account	150.00
1016	Petty Cash	500.00
1017	Petty Cash Checking	1,500.00
1035	CB&T General Checking	2,960.55
1036	CB&T Payroll Checking	128,310.38
	Total Cash and Investments	13,722,034.35
Current Assets		
1050	Accounts Receivable	1,980.00
1080	Interest Receivable	2,200.63
1085	Inventory	633,981.76
1167	Prepaid Research Proposals	114,267.08
1168	Prepaid Insurance	159,491.87
1169	Deposits	884,862.00
	Total Current Assets	1,796,783.34
Fixed Assets		
1170	Construction in Progress	4,925.00
1300	Equipment/Vehicles	2,055,955.14
1310	Computer Equipment	488,713.68
1311	GIS Computer Systems	301,597.91
1320	Office Furniture & Equipment	1,300,099.10
1330	Land	417,873.30
1335	Oleander Building	5,665,861.83
1336	Signage	23,651.39
1340	Structures & Improvements	3,026,125.52
1341	Bio Control Building	6,849,603.74
1342	Bio Control Equip/Furn	43,986.77
1399	Accumulated Depreciation	(10,545,798.38)
	Total Fixed Assets	9,632,595.00

CVMVCD  
Balance Sheet  
As of 2/28/2022

		Current Year
Other Assets		
1520	Resources to Be Provided	3,514,102.32
1525	Deferred Outflows of Resources	1,068,928.00
1530	Deferred Outflows of Resources - OPEB	412,483.00
1900	Due to/from	0.12
	Total Other Assets	4,995,513.44
	Total Assets	30,146,926.13
Liabilities		
Short-term Liabilities		
Accounts Payable		
2015	Credit Card Payable	(7,525.00)
2020	Accounts Payable	398,196.42
2030	Accrued Payroll	0.03
2040	Payroll Taxes Payable	84.54
2175	Claims/Judgements Payable	(426.30)
2185	Employee Dues	426.30
	Total Accounts Payable	390,755.99
	Total Short-term Liabilities	390,755.99
Long-term Liabilities		
2100	Pollution Remediation Obligation	2,100,000.00
2200	Net Pension Liability	1,612,919.00
2210	Deferred Inflows of Resources	85,158.00
2230	Deferred Inflows - OPEB	16,118.00
2300	Net OPEB Liability	453,746.00
2500	Compensated Absences Payable	794,601.32
	Total Long-term Liabilities	5,062,542.32
	Total Liabilities	5,453,298.31
Fund Balance		
	Non Spendable Fund Balance	

CVMVCD  
Balance Sheet  
As of 2/28/2022

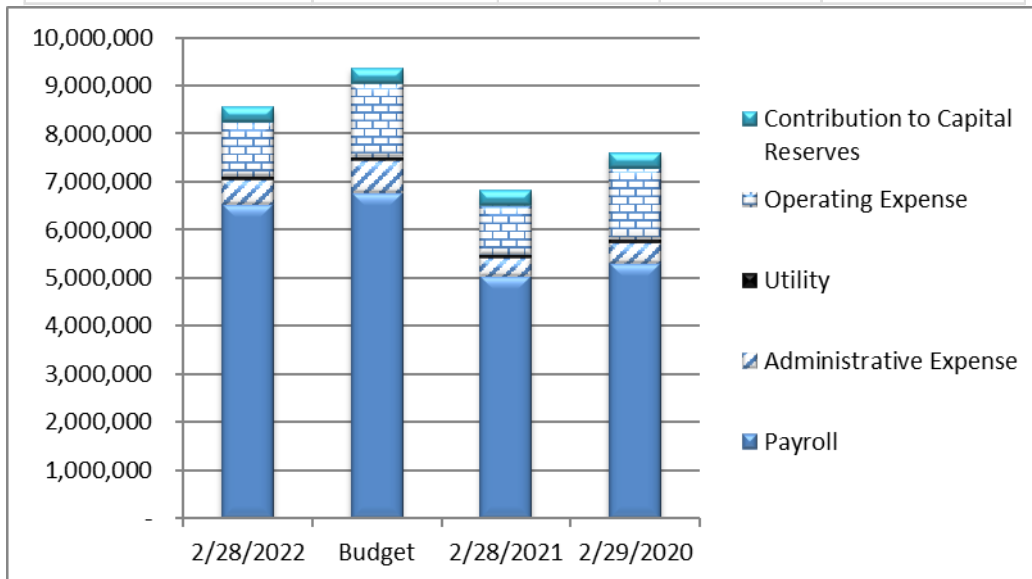
		Current Year
3920	Investment in Fixed Assets	10,698,793.35
3945	Reserve for Prepaids & Deposit	1,041,259.68
3960	Reserve for Inventory	459,270.86
	Total Non Spendable Fund Balance	12,199,323.89
	Committed Fund Balance	
3965	Public Health Emergency	4,851,276.00
	Total Committed Fund Balance	4,851,276.00
	Assigned Fund Balance	
3910	Reserve for Operations	5,800,000.00
3925	Reserve for Future Healthcare Liabilities	453,746.00
3955	Thermal Remediation Fund	63,688.00
3970	Reserve for Equipment	726,018.00
3971	Reserve for Facility & Vehicle Replacement	2,659,312.00
	Total Assigned Fund Balance	9,702,764.00
	Unassigned Fund Balance	
3900	Fund Equity	(568,650.76)
	Total Unassigned Fund Balance	(568,650.76)
	Current YTD Net Income	(1,491,085.31)
	Total Current YTD Net Income	(1,491,085.31)
	Total Fund Balance	24,693,627.82
	Total Liabilities and Net Assets	30,146,926.13

## FINANCE

The financial reports show the preliminary balance sheet, receipts, and revenue and expenditure reports for the month ending February 28, 2022. The revenue and expenditure report shows that the operating budget expenditure for July 1, 2021, to February 28, 2022, is \$8,551,077; total revenue is \$6,897,117 resulting in excess revenue over (under) expenditure for the year to February 28, 2022, of (\$1,653,960).

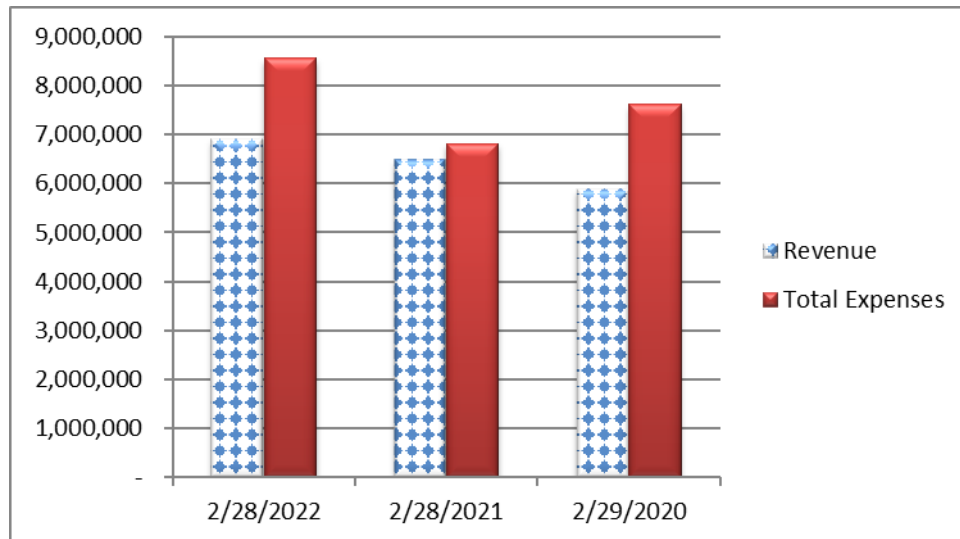
### THREE YEAR FINANCIALS

	Actual 2/28/2022	Budget Budget	Actual 2/28/2021	Actual 2/29/2020
<b>Revenue</b>	<b>6,897,117</b>	<b>6,322,134</b>	<b>6,488,635</b>	<b>5,871,504</b>
Expenses				
Payroll	6,519,612	6,771,082	5,024,151	5,296,096
Administrative Expense	527,288	668,751	387,344	424,482
Utility	78,900	71,883	70,240	98,259
Operating Expense	1,104,410	1,527,823	1,014,343	1,453,614
Contribution to Capital	320,867	320,867	315,654	335,698
<b>Total Expenses</b>	<b>8,551,077</b>	<b>9,360,406</b>	<b>6,811,732</b>	<b>7,608,149</b>
<b>Profit (Loss)</b>	<b>(1,653,960)</b>	<b>(3,038,272)</b>	<b>(323,097)</b>	<b>(1,736,645)</b>



**Figure 1 - Three Year Expenditure**

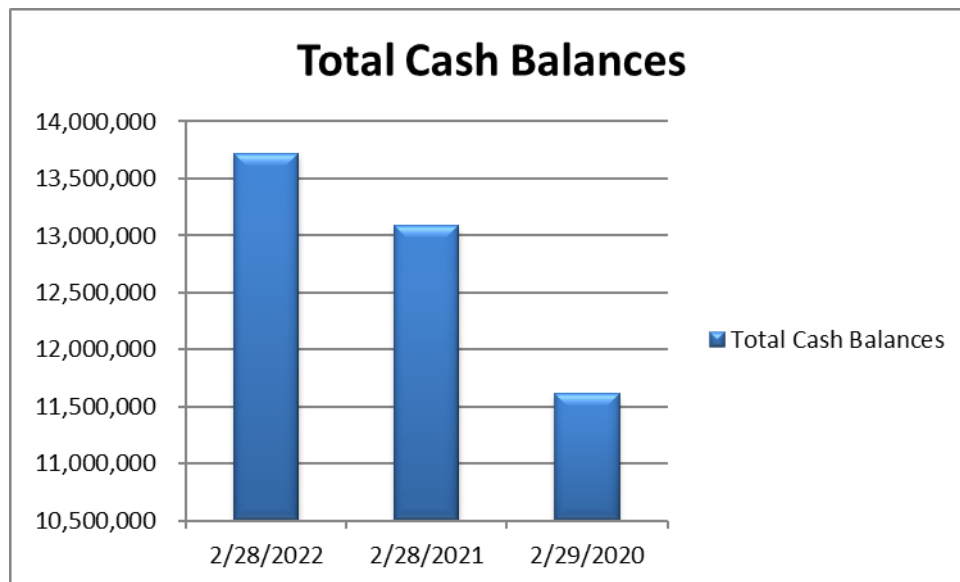




**Figure 2 - Three Year Revenue & Expenditure**

**THREE YEAR CASH BALANCE**

Cash Balances	2/28/2022	2/28/2021	2/29/2020
Investment Balance	13,588,613	12,977,051	11,329,664
Checking Accounting	3,111	5,662	28,334
Payroll Account	128,310	99,401	252,945
Petty Cash	2,000	2,000	2,000
<b>Total Cash Balances</b>	<b>13,722,034</b>	<b>13,084,115</b>	<b>11,612,943</b>



**Figure 3 - Cash Balances**

**DISTRICT INVESTMENT PORTFOLIO 2/28/2022**

The District's investment fund balance for the period ending February 28, 2022 is \$13,588,613. The portfolio composition is shown in the pie chart. Local Agency Investment Fund (LAIF) accounts for 21% of the District's investments; the Riverside County Pooled Investment Fund is

44% of the total. The LAIF yield for the end of February was 0.28% and the Riverside County Pooled Investment Fund was 0.33% this gives an overall weighted yield for District investments of 0.34%.

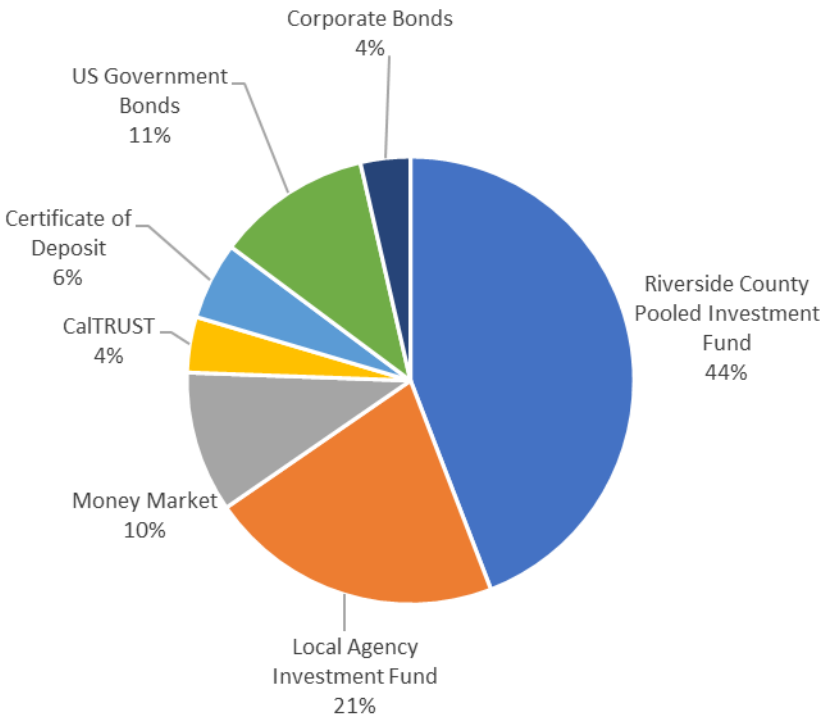


Figure 4 - Investment Portfolio 2/28/22

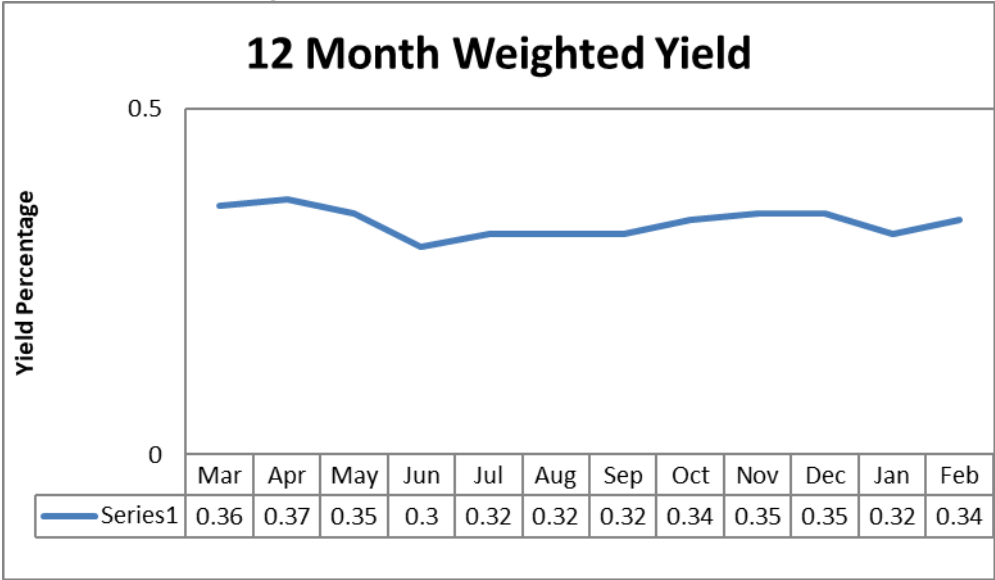
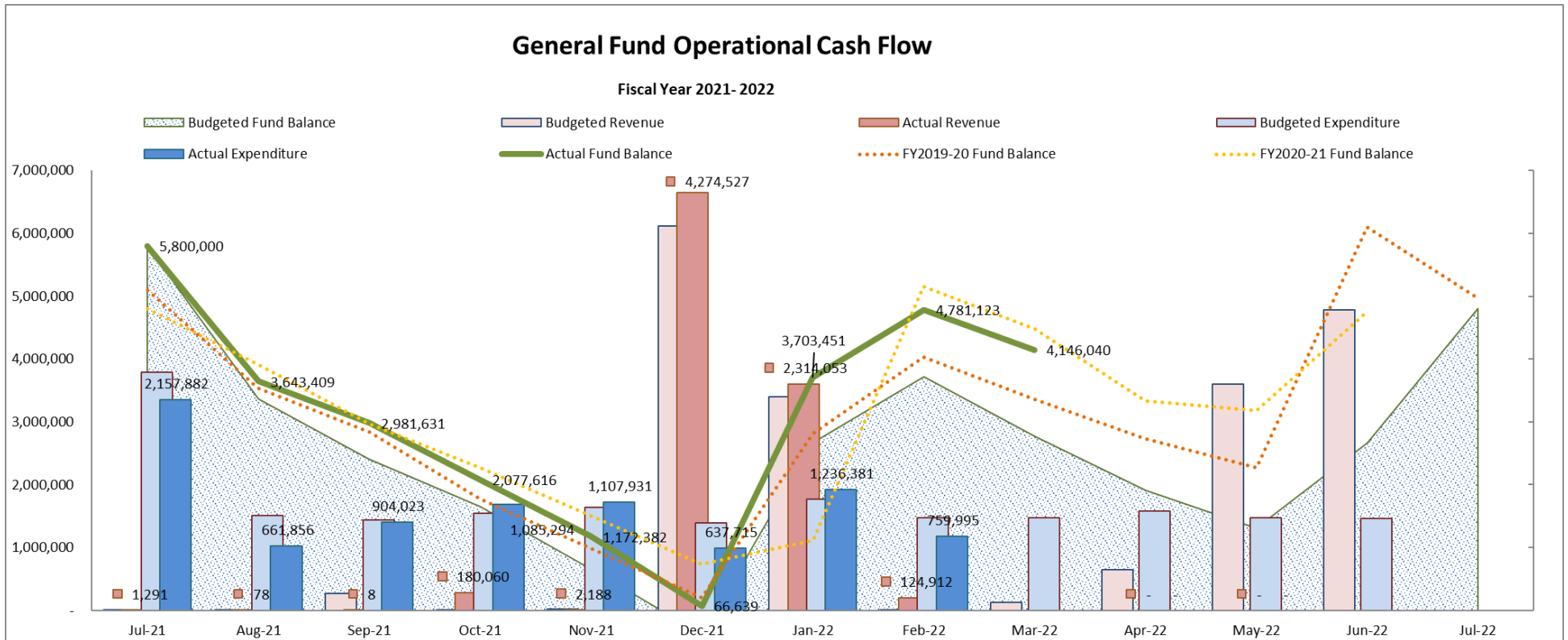


Figure 5 - District Investments Weighted Yield



The **General Fund Operational Cash Flow** graph outlines the District's working capital for the fiscal year July 1, 2021, to June 30, 2022. The beginning fund balance is \$5.8 million and the ending fund balance is \$4.8 million. Expenditure is approximately divided by 12 equal months, with some differences accounting for the seasonality of the program for example control products and seasonal employment which are greater in the mosquito breeding season. July expenditure is higher than average because of the prefunding lump sum of \$1.3 million for CalPERS unfunded liability. The budget also accounts for prepayments. The revenue follows a different pattern, Riverside County distributes the property tax revenue in January and May with advancements in December and April. The *shaded area* represents the **Budgeted Fund Balance** which has a formula of (beginning) **Fund Balance** plus **Revenue** minus **Expenditure**. The *green line* represents the **Actual Fund Balance** and is graphed against the *shaded area Budgeted Fund Balance*. FY2019-2020 Fund Balance is the orange dash line. FY2020-2021 Fund Balance is the yellow dash line.

The graph shows for June 1 the \$5.8 million **Fund Balance** plus total Revenue for July 1 to February 28, 2022, of \$6,897,117 minus total Expenses of \$8,551,076 is \$4146,040. Revenue shows a \$574,983 favorable year to date budget variance, which includes an almost \$300,000 favorable variance in Pass Thru revenue, \$132,849 in current secured property taxes and a \$36,897 in Benefit Assessment revenue. Payroll favorable variance of \$251,470 is due to timing, payroll expenses are approximately a month behind. Operating expenses have a favorable variance of \$423,413, expenses for Aerial Applications, Unmanned Aircraft application and Contingency budget are variable depending on mosquito abundance and virus prevalence. Other operating expenses such as Staff Training are to do with timing for example expense occurs later in year but expense budgeted annually rather than a specific month. Overall, the District is showing a favorable variance of \$1.4 million mainly due to increase in revenue and timing of expenses. For planning purposes, the District is under budget. As long as the green line stays out of the shaded area the District is within budget, as of February 28, 2022, the line is outside the shaded area.

	<b>Budget</b>	<b>Actual</b>	Variance	June 30 2022	
	<b>2/28/2022</b>	2/28/2022		Latest Estimate	
<b>Revenue</b>	<b>6,322,134</b>	<b>6,897,117</b>	(574,983)	12,977,141	favorable variance - pass thru revenue & property taxes higher than anticipated
<b>Expenses</b>					
Payroll	<b>6,771,082</b>	<b>6,519,612</b>	251,470	9,567,740	favorable variance - timing payroll expenses a month behind
Administrative Expense	<b>668,751</b>	<b>527,288</b>	141,463	878,329	favorable variance - workers comp expenses lower than budgeted
Utility	<b>71,883</b>	<b>78,900</b>	(7,017)	114,824	
Operating Expense	<b>1,527,823</b>	<b>1,104,410</b>	423,413	1,990,296	favorable variance - contingency expense not used, pesticide budget not fully expensed
Contribution to Capital	<b>320,867</b>	<b>320,867</b>	-	320,867	
<b>Total Expenses</b>	<b>9,360,406</b>	<b>8,551,077</b>	809,329	12,872,056	
<b>Profit (Loss)</b>	<b>(3,038,272)</b>	<b>(1,653,960)</b>	(1,384,312)	105,085	Overall estimate to be \$1.1million favorable