



Coachella Valley Mosquito and Vector Control District

43420 Trader Place, Indio, CA 92201 | (760) 342-8287 | cvmosquito.org

Finance Committee Meeting Via Zoom

Tuesday, February 8, 2022

4:30 p.m.

AGENDA

Materials related to an agenda item that are submitted to the Finance Committee after distribution of the agenda packets are available for public inspection in the Clerk of the Board's office during normal business hours and on the District's website.

Pursuant to Assembly Bill 361, this meeting will be conducted by video and/or teleconference and there will be no in-person public access to the meeting location. To view/listen/participate in the meeting live, please join by calling 1-888-475-4499 (toll-free), Meeting ID: [812 8436 8072](https://us02web.zoom.us/j/81284368072) or click this link to join: <https://us02web.zoom.us/j/81284368072>. Written public comment may also be submitted to the Clerk of the Board by 2:30 p.m. on February 8, 2022, at mtallion@cvmosquito.org. Transmittal prior to the meeting is required. Any correspondence received during or after the meeting will be distributed to the Board as soon as practicable and retained for the official record.

Assistance for those with disabilities: If you have a disability and need an accommodation to participate in the meeting, please call the Clerk of the Board at (760) 342-8287 for assistance so the necessary arrangement can be made.

- 1. Call to Order** – Doug Walker, Treasurer
- 2. Roll Call**
- 3. Confirmation of Agenda**
- 4. Public Comments**

Those wishing to address the Board should send an email to the Clerk of the Board by 2:30 p.m. on February 8, 2022, at mtallion@cvmosquito.org or appear at the meeting to provide public comments. Please note that, as stated above, the meeting will be conducted remotely.

A. PUBLIC Comments — NON-AGENDA ITEMS: This time is for members of the public to address the Board of Trustees on items of general interest (non-agenda item) within the subject matter jurisdiction of the District. The District values your comments; however, pursuant to the Brown Act, the Board cannot take action on items not listed on the posted Agenda. **Comments are limited to a total of three (3) minutes per speaker for non-agenda items.**

B. PUBLIC Comments — AGENDA ITEMS: This time is for members of the public to address the Board of Trustees on agenda items (Open and Closed Sessions). **Comments are limited to three (3) minutes per speaker per agenda item.**

All comments are to be directed to the Board of Trustees and shall be devoid of any personal attacks. Members of the public are expected to maintain a professional, courteous decorum during public comments.

5. Items of General Consent – Approval of Minutes from November 9, 2022, Finance Committee Meeting **(Pg.4)**

6. Discussion, Review, and/or Update

- A. Review of Check Report from Abila MIP for the period of January 11, 2022, to February 4, 2022 **(Pg.6)**
- B. CalCard Charges for Statement dated January 24, 2022 **(Pg. 13)**
- C. Review of January 2021 Financials and Treasurers Report **(Pg.23)**

7. Old Business

- A. None

8. New Business

- A. Review of finance-related items on Board Agenda **(Pg.36)**
 - i. Capital Projects – HVAC & Admin Building
 - ii. Auditor

9. Schedule Next Meeting

10. Trustee and/or Staff Comments/Future Agenda Items

11. Adjournment

Certification of Posting

I certify that on February 4, 2022, I posted a copy of the foregoing agenda near the regular meeting place of the Board of Trustees of the Coachella Valley Mosquito & Vector Control District and on the District's website, said time being at least 72 hours in advance of the meeting of the Board of Trustees (Government Code Section 54954.2)

Executed at Indio, California, on February 4, 2022.

Melissa Tallion, Clerk of the Board

COACHELLA VALLEY MOSQUITO AND VECTOR CONTROL DISTRICT

Finance Committee Meeting Via Zoom Minutes

TIME 4:30 p.m. **DATE:** November 9, 2021

LOCATION: 43420 Trader Place Indio, CA 92201

COMMITTEE MEMBERS PRESENT:

Indian Wells Clive Weightman
Rancho Mirage Isaiah Hagerman

COMMITTEE MEMBERS ABSENT:

County at Large Bito Larson

STAFF PRESENT:

Jeremy Wittie, M.S., General Manager
David l'Anson, MPA, MBA/ACC., Administrative Finance Manager
Melissa Tallion, Executive Assistant/Clerk of the Board

MEMBERS OF THE PUBLIC PRESENT:

None

1. Call to Order

Treasurer Weightman called the meeting to order at 4:30 p.m.

2. Roll Call

Roll call indicated two (2) of the three (3) Committee members were present.

3. Confirmation of Agenda

The agenda was confirmed as presented.

4. Public Comments

None

5. Items of General Consent

Approval of Minutes from October 12, 2021, Finance Committee Meeting
On a motion from Trustee Hagerman seconded by Trustee Weightman, and passed by the following roll call votes, the Committee approved the minutes as presented.

Ayes: Treasurer Weightman and Trustee Hagerman

Noes: None

Abstained: None

Absent: Trustee Larson

6. Discussion, Review, and/or Update

- A. Review of Check Report from Abila MIP for the period of October 8, 2021, to November 2, 2021
A discussion ensued concerning a few checks that needed further explanation.
- B. CalCard Charges – September 24, 2021, to November 22, 2021
The CalCard monthly statement was reviewed by Committee members and staff. Questions regarding specific charges were brought forward by Trustees and staff provided more information.
- C. Review of October 2021 Financials and Treasurers Report
The documents were reviewed.

7. Old Business

- A. None

8. New Business

- A. ADA Entrance Improvement discussion
The Finance Committee reviewed the staff report and supports the recommendation from staff to move forward with the project.
- B. Review of finance-related items on Board Agenda
The Finance Committee fully supports the Board and all Finance-related items.

8. Schedule Next Meeting

The next Finance Committee meeting is scheduled to be in person Tuesday, January 11, 2021, at 4:30 p.m.

10. Trustee and/or Staff Comments/Future Agenda Items

Jeremy Wittie, General Manager mentioned that the VCJPA Board voted to return retrospective adjustments. The district will receive a refund from workers' compensation. Kudos to the staff for being safe.

11. Adjournment

The meeting was adjourned by Treasurer Weightman at 4:49 p.m.

CVMVCD
Check/Voucher Register - checkreportforFC
1035 - CB&T General Checking
From 1/11/2022 Through 2/4/2022

Check Number	Vendor Name	PO# / Invoice#	Transaction Description	Check Amount
43803	Abila	1050-1000117696	Cloud Computing Services	<u>832.25</u>
Total 43803				832.25
43804	Advance Imaging Systems Advance Imaging Systems	IN750140 IN751784	Contract Services Reproduction & Printing	<u>193.46</u> <u>325.13</u>
Total 43804				518.59
43805	Airgas USA, LLC	9121590354	Dry Ice	<u>265.80</u>
Total 43805				265.80
43806	American Engraving Co.	68059	Office Supplies	<u>388.44</u>
Total 43806				388.44
43807	AvQuest Insurance Service	2483	Property and Liability Insurance	<u>5,221.00</u>
Total 43807				5,221.00
43808	City of Indio Alarm Program	83699	Permits, Licenses, Fees	<u>20.00</u>
Total 43808				20.00
43809	CleanExcel	122158	Janitorial Services	<u>7,031.00</u>
Total 43809				7,031.00
43810	C&R Wellness Works	18-201	Employee Assistance Services	<u>324.00</u>
Total 43810				324.00
43811	Equipment Direct, Inc.	470702	Safety Expense	<u>85.19</u>
Total 43811				85.19
43812	Jennifer Henke	20211208	MVCAC Committee Assignments	<u>233.36</u>
Total 43812				233.36

CVMVCD
 Check/Voucher Register - checkreportforFC
1035 - CB&T General Checking
 From 1/11/2022 Through 2/4/2022

Check Number	Vendor Name	PO# / Invoice#	Transaction Description	Check Amount
43813	Kim Hung-Lyu	2122419	Professional Development	<u>105.27</u>
Total 43813				105.27
43814	Liebert Cassidy Whitmore	20220110	Professional Development	<u>2,600.00</u>
Total 43814				2,600.00
43815	Crystal Moreno	20211215	Tuition Reimbursement	<u>2,236.00</u>
Total 43815				2,236.00
43816	Seton Identification Products	9348192414	Repair & Maintenance-Shop/Grounds	<u>99.12</u>
Total 43816				99.12
43817	Slovak Baron Empey Murphey & Pinkney LLP	68813	Attorney Fees	<u>4,000.00</u>
Total 43817				4,000.00
43818	Veolia ES Technical Solutions, LLC	MD70169	Operating Supplies	<u>102.80</u>
Total 43818				102.80
43819	ICMA Retirement Trust	669437	Deferred Compensation Contributions: 11/24/2021	11,915.43
	ICMA Retirement Trust	669449	Deferred Compensation Contributions: 12/10/2021	10,583.76
	ICMA Retirement Trust	669452	Deferred Compensation Contributions: 12/10/2021-TG	162.37
	ICMA Retirement Trust	669453	Deferred Compensation Contributions: 12/23/2021	<u>10,496.26</u>
Total 43819				33,157.82
43820	Regents University Of California	20211215	Research Projects	<u>75,691.00</u>
Total 43820				75,691.00

CVMVCD
 Check/Voucher Register - checkreportforFC
1035 - CB&T General Checking
 From 1/11/2022 Through 2/4/2022

Check Number	Vendor Name	PO# / Invoice#	Transaction Description	Check Amount
43821	Research America	211088-2	Professional Services	29,000.00
Total 43821				29,000.00
43822	ES Opco USA LLC dba Vesperis	CN-0013483	Control Products	(1,144.48)
	ES Opco USA LLC dba Vesperis	IN-0336199	Control Products	12,589.33
	ES Opco USA LLC dba Vesperis	IN-0336224	Control Products	3,301.65
	ES Opco USA LLC dba Vesperis	IN-0353146	Surveillance Traps and Supplies	1,141.88
Total 43822				15,888.38
43823	CalPERS Healthcare Acct	100000016682597	Cafeteria Plan	87,483.38
Total 43823				87,483.38
43824	CalPERS - Retirement Acct	100000016578824	Retirement Contributions: 11/23/2021PP	30,400.17
	CalPERS - Retirement Acct	100000016578864	Invoice for PO21/22-453 Retirement Contributions: 11/23/2021	8,663.69
	CalPERS - Retirement Acct	100000016611180	Retirement Contributions: 12/10/2021PP	24,686.46
	CalPERS - Retirement Acct	100000016611198	Retirement Contributions: 12/23/2021PP	23,600.15
	CalPERS - Retirement Acct	100000016611215	Retirement Contributions: 12/10/2021PP	7,177.96
	CalPERS - Retirement Acct	100000016611235	Retirement Contributions: 12/23/2021PP	7,100.93
	CalPERS - Retirement Acct	100000016641226	CalPERS Retirement Contributions: 01/07/2022PP	23,540.88
	CalPERS - Retirement Acct	100000016641244	CalPERS Retirement Contributions: 01/21/2022PP	23,727.53
	CalPERS - Retirement Acct	100000016641275	CalPERS Retirement Contributions: 01/07/2022PP	7,096.59
	CalPERS - Retirement Acct	100000016641288	CalPERS Retirement Contributions: 01/21/2022PP	7,096.59
	CalPERS - Retirement Acct	100000016657715	CalPERS Late Fee for Period: 11/07 - 11/20/2021	200.00
	CalPERS - Retirement Acct	100000016665064	CalPERS Late Fee for Period: 11-21 to 12/04/2021	200.00
	CalPERS - Retirement Acct	100000016685369	CalPERS Late Fee for Period: 12/05 - 12/18/2021	200.00
Total 43824				163,690.95

CVMVCD
Check/Voucher Register - checkreportforFC
1035 - CB&T General Checking
From 1/11/2022 Through 2/4/2022

Check Number	Vendor Name	PO# / Invoice#	Transaction Description	Check Amount
43825	ICMA Retirement Trust	681713	ICMA Contributions: 01/21/2022PP	10,589.68
	ICMA Retirement Trust	686852	ICMA Contributions: 01/07/2022PP	10,478.57
Total 43825				21,068.25
43826	Advance Imaging Systems	IN751237	Contract Services	135.71
	Advance Imaging Systems	IN751785	Contract Services	42.66
	Advance Imaging Systems	IN754763	Contract Services	139.94
Total 43826				318.31
43827	Airgas USA, LLC	9122065819	Dry Ice	266.11
Total 43827				266.11
43828	Burrtec Waste Industries	65871	Green Waste	44.45
Total 43828				44.45
43829	CarQuest Auto Parts	7339-822108	Equipment Parts & Supplies	366.61
	CarQuest Auto Parts	7339-822110	Equipment Parts & Supplies	(14.00)
	CarQuest Auto Parts	7339-822173	Equipment Parts & Supplies	2.82
Total 43829				355.43
43831	Cintas Corporation #3	4106915292-202	Safety Expense	22.79
	Cintas Corporation #3	4106915292-300	Uniform Expense	48.40
	Cintas Corporation #3	4106915292-305	Uniform Expense	127.02
	Cintas Corporation #3	4106915292-400	Uniform Expense	125.35
	Cintas Corporation #3	4106915292-500	Uniform Expense	649.68
	Cintas Corporation #3	4107579484-202	Safety Expense	22.79
	Cintas Corporation #3	4107579484-300	Uniform Expense	48.40
	Cintas Corporation #3	4107579484-305	Uniform Expense	127.02
	Cintas Corporation #3	4107579484-400	Uniform Expense	125.35
	Cintas Corporation #3	4107579484-500	Uniform Expense	622.68
	Cintas Corporation #3	4108268622-202	Safety Expense	22.79
	Cintas Corporation #3	4108268672-300	Uniform Expense	48.40
	Cintas Corporation #3	4108268672-305	Uniform Expense	127.02

CVMVCD
 Check/Voucher Register - checkreportforFC
1035 - CB&T General Checking
 From 1/11/2022 Through 2/4/2022

Check Number	Vendor Name	PO# / Invoice#	Transaction Description	Check Amount
	Cintas Corporation #3	4108268672-400	Uniform Expense	125.35
	Cintas Corporation #3	4108268672-500	Uniform Expense	<u>622.69</u>
Total 43831				2,865.73
43832	CSI Ceja Security International	010122CV	Security Patrol Services	<u>1,075.00</u>
Total 43832				1,075.00
43833	Desert Alarm, Inc.	394098	Burglar & Fire Alarm Monitoring Services	<u>1,019.70</u>
Total 43833				1,019.70
43834	Desert Business Interiors	24556	Office Supplies	<u>488.29</u>
Total 43834				488.29
43835	Desert Electric Supply	S2935836001	Repair&Maintenance-Bio/Lab/Tank Room	<u>619.65</u>
Total 43835				619.65
43836	Jernigan's Sporting Goods, Inc.	16085	Safety Expense	184.86
	Jernigan's Sporting Goods, Inc.	16102	Safety Expense	<u>168.55</u>
Total 43836				353.41
43837	Kwik Kleen Of The Desert	114488	Offsite Vehicle Maintenance & Repair	<u>219.00</u>
Total 43837				219.00
43838	Izzy Motors Inc. dba La Quinta Chevrolet	133658	Vehicle Parts & Supplies	<u>2,752.02</u>
Total 43838				2,752.02
43839	Leading Edge Aerial Technologies, Inc.	1607	Leading Edge Drone pesticide application	<u>10,109.76</u>

CVMVCD
Check/Voucher Register - checkreportforFC
1035 - CB&T General Checking
From 1/11/2022 Through 2/4/2022

Check Number	Vendor Name	PO# / Invoice#	Transaction Description	Check Amount
Total 43839				10,109.76
43840	Liebert Cassidy Whitmore	210405	Attorney Fees	482.40
Total 43840				482.40
43841	Linde Gas & Equipment Inc.	68436753	Cylinder Rentals	60.99
Total 43841				60.99
43842	Marlin Business Bank	19592833	Contract Services	705.79
Total 43842				705.79
43843	Ocean Air Helicopters Inc.	518	Aerial Application Rural	7,650.00
	Ocean Air Helicopters Inc.	519	Aerial Application Rural	7,650.00
	Ocean Air Helicopters Inc.	522	Aerial Application Rural	7,650.00
	Ocean Air Helicopters Inc.	526	Aerial Application Rural	7,650.00
	Ocean Air Helicopters Inc.	527	Aerial Application Rural	10,200.00
	Ocean Air Helicopters Inc.	545	Aerial Larvicide Rural	10,200.00
Total 43843				51,000.00
43844	Shasta Fire Protection, Inc.	7482	Permits,Licenses & Fees	1,200.00
Total 43844				1,200.00
43845	Slovak Baron Empey Murphey & Pinkney LLP	68812	Attorney Fees	137.50
Total 43845				137.50
43846	SC Commercial LLC dba SC Fuels	2049273-IN	Motor,Fuel, Oil	5,162.07
Total 43846				5,162.07
43847	Valley Sanitary District	6096	Utilities	7,184.81
Total 43847				7,184.81

CVMVCD
 Check/Voucher Register - checkreportforFC
1035 - CB&T General Checking
 From 1/11/2022 Through 2/4/2022

Check Number	Vendor Name	PO# / Invoice#	Transaction Description	Check Amount
43848	Waterlogic Americas LLC	1196212	Employee Support	106.57
Total 43848				106.57
43849	U.S. Bank		Calcard	52,767.74
Total 43849				52,767.74
Total 1035 - CB&T General Checking				589,337.33
Report Total				589,337.33

CVMVCD
Expenditure Journal - Calcard by Name

From 1/22/2022 Through 2/4/2022

Object Code	Object Title	Dept Title	Vendor	Expenditures	Transaction Description	Card Holder Name
6060	Reproduction & Printing	Public Outreach	AmazonBusiness	62.64	1.5 inch pom poms 120 pack	Diana Reyes
6060	Reproduction & Printing	Public Outreach	AmazonBusiness	0.00	Free Shipping	Diana Reyes
6060	Reproduction & Printing	Public Outreach	AmazonBusiness	22.89	Taxes	Diana Reyes
6060	Reproduction & Printing	Public Outreach	AmazonBusiness	199.80	White Cardstock 250 sheets	Diana Reyes
Total 6060	Reproduction & Printing			285.33		
6070	Office Supplies	Administration	Staples Business Advantage	30.49	AA Batteries	Greeman Diane
6070	Office Supplies	Administration	Staples Business Advantage	2.37	Stamp Pad	Greeman Diane
6070	Office Supplies	Administration	Staples Business Advantage	2.88	Tax	Greeman Diane
Total 6070	Office Supplies			35.74		
6075	Postage	Surveillance & Quality Control	UPS	14.29	Delivery Service Fee 12/18/2021	Rosendo Ruiz
Total 6075	Postage			14.29		
6080	Computer & Network Systems	Information Systems	AmazonBusiness	12.89	Hp DisplayPort Cable	Antonio Molina
6080	Computer & Network Systems	Information Systems	AmazonBusiness	37.49	Otterbox Symmetry Clear Series Iphone 13 Pro	Antonio Molina
6080	Computer & Network Systems	Information Systems	AmazonBusiness	14.95	Power Theryry Screen Protector for iPhone 13 Pro	Antonio Molina
6080	Computer & Network Systems	Information Systems	AmazonBusiness	5.72	Tax	Antonio Molina
Total 6080	Computer & Network Systems			71.05		
6110	Conference Expense	Administration	Mosquito & Vector Control A...	325.00	Professional Development-J. Wittie	Melissa Tallion

CVMVCD
Expenditure Journal - Calcard by Name

From 1/22/2022 Through 2/4/2022

Object Code	Object Title	Dept Title	Vendor	Expenditures	Transaction Description	Card Holder Name
6110	Conference Expense	Administration	MVCAC Conference Expense	386.96	Flight for J. Wittie for MVCAC Annual Meeting	Melissa Tallion
6110	Conference Expense	Trustee Support	MVCAC Conference Expense	294.96	Flight for Trustee-MVCAC Annual Meeting-C. Weightman	Melissa Tallion
6110	Conference Expense	Control Operations	MVCAC Conference Expense	283.97	Flights for MVCAC Annual Meeting-G. Ginn	Melissa Tallion
6110	Conference Expense	Surveillance & Quality Control	MVCAC Conference Expense	187.97	Flights for MVCAC Annual Meeting-G. Harvey	Melissa Tallion
6110	Conference Expense	Surveillance & Quality Control	MVCAC Conference Expense	197.95	Flights for MVCAC Annual Meeting-J. Tarango	Melissa Tallion
6110	Conference Expense	Control Operations	MVCAC Conference Expense	289.97	Flights for MVCAC Annual Meeting-M. Kelling	Melissa Tallion
6110	Conference Expense	Control Operations	MVCAC Conference Expense	283.97	Flights for MVCAC Annual Meeting-M. Martinez	Melissa Tallion
6110	Conference Expense	Public Outreach	MVCAC Conference Expense	637.20	Flights for MVCAC Annual Meeting-T. Gordon	Melissa Tallion
6110	Conference Expense	Control Operations	MVCAC Conference Expense	315.97	Flights for MVCAC Annual Meeting-V. Valenzuela	Melissa Tallion
Total 6110	Conference Expense			3,203.92		
6210	Promotion & Education	Public Outreach	AmazonBusiness	59.99	40 gallon Storage bin w/wheels set of 2	Diana Reyes
6210	Promotion & Education	Public Outreach	AmazonBusiness	38.60	Clear latch storage bin 106 quart	Diana Reyes
6210	Promotion & Education	Public Outreach	AmazonBusiness	34.80	Colored Pom poms 120 pack	Diana Reyes
6210	Promotion & Education	Public Outreach	AmazonBusiness	15.68	Elmers Glue 12 count	Diana Reyes
6210	Promotion & Education	Public Outreach	AmazonBusiness	0.00	Free Shipping	Diana Reyes
6210	Promotion & Education	Public Outreach	AmazonBusiness	44.97	Pipe Cleaners Black 400 pieces	Diana Reyes
6210	Promotion & Education	Public Outreach	AmazonBusiness	16.98	Taxes	Diana Reyes
6210	Promotion & Education	Public Outreach	Uline	38.00	Double-sided form squares 1.296/Roll	Diana Reyes

CVMVCD
Expenditure Journal - Calcard by Name

From 1/22/2022 Through 2/4/2022

Object Code	Object Title	Dept Title	Vendor	Expenditures	Transaction Description	Card Holder Name
6210	Promotion & Education	Public Outreach	Uline	11.98	Shipping/handling	Diana Reyes
6210	Promotion & Education	Public Outreach	Uline	3.46	Taxes	Diana Reyes
6210	Promotion & Education	Public Outreach	KevaWorks LLC	25.00	Application Fee	Luz Moncada
6210	Promotion & Education	Public Outreach	KevaWorks LLC	400.00	Booth Fee	Luz Moncada
Total 6210	Promotion & Education			689.46		
6400	Utilities	Buildings & Grounds Maintenance	Burrtec Waste & Recycling S...	414.61	Waste & Recycling Services Fee December 2021	Abelina Torres
6400	Utilities	Buildings & Grounds Maintenance	Burrtec Waste & Recycling S...	414.61	Waste & Recycling Services Fee January 2022	Abelina Torres
6400	Utilities	Buildings & Grounds Maintenance	Imperial Irrigation Dist-Lab ...	13.93	Credit Card Fee	Abelina Torres
6400	Utilities	Buildings & Grounds Maintenance	Imperial Irrigation Dist-Lab ...	5,303.18	Electrical Services-Lab 11/04-2021-12/07/2021	Abelina Torres
6400	Utilities	Buildings & Grounds Maintenance	Imperial Irrigation Dist-Lab ...	3,890.33	Electrical Services-Lab 12/08/2021-01/05/2022	Abelina Torres
6400	Utilities	Buildings & Grounds Maintenance	Imperial Irrigation District	3.98	Credit Card Fee	Abelina Torres
6400	Utilities	Buildings & Grounds Maintenance	Imperial Irrigation District	2,438.09	Electrical Services 11/04/2021-12/07/2021	Abelina Torres
6400	Utilities	Buildings & Grounds Maintenance	Imperial Irrigation District	1,663.39	Electrical Services 12/08/2021-01/05/2021	Abelina Torres
6400	Utilities	Buildings & Grounds Maintenance	Indio Water Authority	654.55	Water Services Building 01 11/03/21-12/03/21	Abelina Torres

CVMVCD
Expenditure Journal - Calcard by Name

From 1/22/2022 Through 2/4/2022

Object Code	Object Title	Dept Title	Vendor	Expenditures	Transaction Description	Card Holder Name
6400	Utilities	Buildings & Grounds Maintenance	Indio Water Authority	188.62	Water Services Building 03 11/02/21-12/01/21	Abelina Torres
6400	Utilities	Buildings & Grounds Maintenance	SoCalGas	1.50	Credit Card Fee	Rosendo Ruiz
6400	Utilities	Buildings & Grounds Maintenance	SoCalGas	674.85	Gas Service Fee 11/29/21-12/29/21	Rosendo Ruiz
Total 6400	Utilities			15,661.64		
7050	Safety Expense	Buildings & Grounds Maintenance	Hawk Designs	70.00	28"x8" magnetic sign for flammable storage 1 and 2 north a	Oscar Guerrero
7050	Safety Expense	Buildings & Grounds Maintenance	Hawk Designs	24.00	die cut 2" black numbers 0-9 10 times	Oscar Guerrero
Total 7050	Safety Expense			94.00		
7150	IT Communications	Information Systems	Frontier Communications-Int...	445.98	Internet Services 11/25/21-12/24/21	Abelina Torres
7150	IT Communications	Information Systems	Frontier Communications-Int...	451.09	Internet Services 12/25/21-01/24/22	Abelina Torres
7150	IT Communications	Information Systems	Verizon Wireless	2,348.56	District Cell Phone Charges 11/08/2021-12/07/2021	Abelina Torres
Total 7150	IT Communications			3,245.63		
7200	Household Supplies	Buildings & Grounds Maintenance	Waxie Sanitary Supply	73.50	Clean & Soft White Towel	Rosendo Ruiz
7200	Household Supplies	Buildings & Grounds Maintenance	Waxie Sanitary Supply	34.62	Kleenline 2Ply Bath Tissue	Rosendo Ruiz

CVMVCD
Expenditure Journal - Calcard by Name

From 1/22/2022 Through 2/4/2022

Object Code	Object Title	Dept Title	Vendor	Expenditures	Transaction Description	Card Holder Name
7200	Household Supplies	Buildings & Grounds Maintenance	Waxie Sanitary Supply	9.46	Tax	Rosendo Ruiz
Total 7200	Household Supplies			117.58		
7300	Repair & Maintenance	Buildings & Grounds Maintenance	Home Depot Stores	8.98	1/2 EMT 9o Deg Liquid Tight Elbow	Armando Gaspar
7300	Repair & Maintenance	Buildings & Grounds Maintenance	Home Depot Stores	3.54	1/2 EMT One Hole Strap Bracket	Armando Gaspar
7300	Repair & Maintenance	Buildings & Grounds Maintenance	Home Depot Stores	16.46	1/2X 25' EMT Conduitt	Armando Gaspar
7300	Repair & Maintenance	Buildings & Grounds Maintenance	Home Depot Stores	3.84	1/4 Zinc Flat Washers	Armando Gaspar
7300	Repair & Maintenance	Buildings & Grounds Maintenance	Home Depot Stores	16.63	2 x 4 x20 framing lumber	Armando Gaspar
7300	Repair & Maintenance	Buildings & Grounds Maintenance	Home Depot Stores	33.36	2X4X10 Framing Lumber	Armando Gaspar
7300	Repair & Maintenance	Buildings & Grounds Maintenance	Home Depot Stores	1.68	5/ 16 Nut	Armando Gaspar
7300	Repair & Maintenance	Buildings & Grounds Maintenance	Home Depot Stores	6.36	5/ 16 x 4 Hex Bolt	Armando Gaspar
7300	Repair & Maintenance	Buildings & Grounds Maintenance	Home Depot Stores	114.00	Badger 100-1/3 HP Disposal	Armando Gaspar
7300	Repair & Maintenance	Buildings & Grounds Maintenance	Home Depot Stores	0.32	CA Lomber Fee	Armando Gaspar

CVMVCD
Expenditure Journal - Calcard by Name

From 1/22/2022 Through 2/4/2022

Object Code	Object Title	Dept Title	Vendor	Expenditures	Transaction Description	Card Holder Name
7300	Repair & Maintenance	Buildings & Grounds Maintenance	Home Depot Stores	0.52	Calif lumber fee	Armando Gaspar
7300	Repair & Maintenance	Buildings & Grounds Maintenance	Home Depot Stores	1.92	Galvanize strap ties	Armando Gaspar
7300	Repair & Maintenance	Buildings & Grounds Maintenance	Home Depot Stores	33.47	Peg Board 4 x8	Armando Gaspar
7300	Repair & Maintenance	Buildings & Grounds Maintenance	Home Depot Stores	1.95	Plubers Putty 14oz	Armando Gaspar
7300	Repair & Maintenance	Buildings & Grounds Maintenance	Home Depot Stores	37.50	Repair& Maintenance-Bio/Lab/Tank Room	Armando Gaspar
7300	Repair & Maintenance	Buildings & Grounds Maintenance	Home Depot Stores	99.92	Shrink Wrap 20 x 100	Armando Gaspar
7300	Repair & Maintenance	Buildings & Grounds Maintenance	Home Depot Stores	3.90	Silver 5 1/2 Round 3 Hole Cover Plate	Armando Gaspar
7300	Repair & Maintenance	Buildings & Grounds Maintenance	Home Depot Stores	5.20	Silver 5 1/2 Round Junction Box	Armando Gaspar
7300	Repair & Maintenance	Buildings & Grounds Maintenance	Home Depot Stores	37.97	TAXES	Armando Gaspar
7300	Repair & Maintenance	Buildings & Grounds Maintenance	Home Depot Stores	33.47	White Pegboard 4 x 8	Armando Gaspar
7300	Repair & Maintenance	Buildings & Grounds Maintenance	Home Depot Stores	0.56	Zinc 5 1/6 nut	Armando Gaspar
7300	Repair & Maintenance	Buildings & Grounds Maintenance	Home Depot Stores	0.16	Zinc 1/4 Washers	Armando Gaspar
7300	Repair & Maintenance	Buildings & Grounds Maintenance	Home Depot Stores	1.12	Zinc 5 1/6 Washers	Armando Gaspar

CVMVCD
Expenditure Journal - Calcard by Name

From 1/22/2022 Through 2/4/2022

Object Code	Object Title	Dept Title	Vendor	Expenditures	Transaction Description	Card Holder Name
7300	Repair & Maintenance	Buildings & Grounds Maintenance	Home Depot Stores	2.12	Zinc 5 1/6 x 4 Hex head bolt	Armando Gaspar
7300	Repair & Maintenance	Buildings & Grounds Maintenance	Home Depot Stores	2.56	Zinc Cut Washers 5 1/16	Armando Gaspar
7300	Repair & Maintenance	Buildings & Grounds Maintenance	Home Depot Stores	4.24	Zinc Hex Bolts 5 1/16 x 4	Armando Gaspar
7300	Repair & Maintenance	Buildings & Grounds Maintenance	Home Depot Stores	1.12	Zinc Hex Nut 5 1/16	Armando Gaspar
7300	Repair & Maintenance	Buildings & Grounds Maintenance	Qualified Hardware	(146.81)	Refund	Armando Gaspar
7300	Repair & Maintenance	Buildings & Grounds Maintenance	Lowe's Stores	2.98	10" hacksaw	Oscar Guerrero
7300	Repair & Maintenance	Buildings & Grounds Maintenance	Lowe's Stores	14.00	45-DEG elbow ABS	Oscar Guerrero
7300	Repair & Maintenance	Buildings & Grounds Maintenance	Lowe's Stores	9.28	8-fl oz all purpose	Oscar Guerrero
7300	Repair & Maintenance	Buildings & Grounds Maintenance	Lowe's Stores	97.71	ABS 10 ft dwv pipe	Oscar Guerrero
7300	Repair & Maintenance	Buildings & Grounds Maintenance	Lowe's Stores	10.96	ABS coupling 3"	Oscar Guerrero
7300	Repair & Maintenance	Buildings & Grounds Maintenance	Lowe's Stores	209.00	delta bellini ss 4 hole	Oscar Guerrero
7300	Repair & Maintenance	Buildings & Grounds Maintenance	Lowe's Stores	7.98	eco hack	Oscar Guerrero
7300	Repair & Maintenance	Buildings & Grounds Maintenance	Lowe's Stores	30.79	TAX	Oscar Guerrero

CVMVCD
Expenditure Journal - Calcard by Name

From 1/22/2022 Through 2/4/2022

Object Code	Object Title	Dept Title	Vendor	Expenditures	Transaction Description	Card Holder Name
Total 7300	Repair & Maintenance			708.76		
7400	Vehicle Parts & Supplies	Fleet Maintenance	AmazonBusiness	25.98	Linch Pin with Ring (10 pack)	Greeman Diane
7400	Vehicle Parts & Supplies	Fleet Maintenance	AmazonBusiness	21.55	Spring Pin Latch Lock Assembly	Greeman Diane
7400	Vehicle Parts & Supplies	Fleet Maintenance	AmazonBusiness	4.17	Tax	Greeman Diane
7400	Vehicle Parts & Supplies	Fleet Maintenance	AmazonBusiness	287.28	Various Parts for Shop	Greeman Diane
7400	Vehicle Parts & Supplies	Fleet Maintenance	EZGO	186.42	Clear, Fold Down Windshield Kit	Greeman Diane
7400	Vehicle Parts & Supplies	Fleet Maintenance	EZGO	95.70	DP4 Bottom Bearing	Greeman Diane
7400	Vehicle Parts & Supplies	Fleet Maintenance	EZGO	63.04	Shipping/Taxes	Greeman Diane
7400	Vehicle Parts & Supplies	Fleet Maintenance	EZGO	515.64	Steering Box Assembly for TXT	Greeman Diane
7400	Vehicle Parts & Supplies	Fleet Maintenance	EZGO	150.21	Tie Rod Assembly	Greeman Diane
7400	Vehicle Parts & Supplies	Fleet Maintenance	EZGO	81.88	Wheel	Greeman Diane
7400	Vehicle Parts & Supplies	Fleet Maintenance	Liewer Enterprises, Inc.	120.77	Brake Pads & Pin - 4 Pads	Greeman Diane
7400	Vehicle Parts & Supplies	Fleet Maintenance	Liewer Enterprises, Inc.	35.96	Seal Caliper Rebuild Kit	Greeman Diane
7400	Vehicle Parts & Supplies	Fleet Maintenance	Liewer Enterprises, Inc.	8.75	Shipping	Greeman Diane
Total 7400	Vehicle Parts & Supplies			1,597.35		
7450	Equipment Parts & Supplies	Surveillance & Quality Control	AmazonBusiness	107.94	Hygger Portable Air Pump/Rechargeable	Gerald Chuzel
7450	Equipment Parts & Supplies	Surveillance & Quality Control	AmazonBusiness	9.42	Taxes	Gerald Chuzel
7450	Equipment Parts & Supplies	Fleet Maintenance	Air & Hose Source, Inc	180.00	1 x 50'	Richard Ortiz

CVMVCD
Expenditure Journal - Calcard by Name

From 1/22/2022 Through 2/4/2022

Object Code	Object Title	Dept Title	Vendor	Expenditures	Transaction Description	Card Holder Name
7450	Equipment Parts & Supplies	Fleet Maintenance	Air & Hose Source, Inc	101.25	3/4' X 50	Richard Ortiz
7450	Equipment Parts & Supplies	Fleet Maintenance	Air & Hose Source, Inc	81.00	Air hose & fittings	Richard Ortiz
7450	Equipment Parts & Supplies	Fleet Maintenance	Air & Hose Source, Inc	31.70	Tax	Richard Ortiz
Total 7450	Equipment Parts & Supplies			511.31		
7550	Lab Supplies & Expense	Surveillance & Quality Control	Absorbal, Inc.	381.25	Absorbal; Continuous reel	Abelina Torres
7550	Lab Supplies & Expense	Surveillance & Quality Control	Absorbal, Inc.	45.11	estimated tax and fees	Abelina Torres
Total 7550	Lab Supplies & Expense			426.36		
7575	Surveillance	Surveillance & Quality Control	Home Depot Stores	55.84	Clear spray paint	Arturo Gutierrez
7575	Surveillance	Surveillance & Quality Control	Home Depot Stores	2.10	Paint Care Fee	Arturo Gutierrez
7575	Surveillance	Surveillance & Quality Control	Home Depot Stores	10.83	taxes	Arturo Gutierrez
7575	Surveillance	Surveillance & Quality Control	Home Depot Stores	35.94	Velcro 5 feet long X 3/4 inches wide	Arturo Gutierrez
7575	Surveillance	Surveillance & Quality Control	Home Depot Stores	29.88	Water guard spray can (olympia)	Arturo Gutierrez
7575	Surveillance	Surveillance & Quality Control	Uline	157.20	F- Style Jug 2.5 Gal	Michel Esparza
7575	Surveillance	Surveillance & Quality Control	Uline	32.08	Shipping	Michel Esparza
7575	Surveillance	Surveillance & Quality Control	Uline	13.89	Tax	Michel Esparza
Total 7575	Surveillance			337.76		
7600	Staff Training	Public Outreach	Government Social Media C...	439.21	Airfare to conference	Luz Moncada

CVMVCD
Expenditure Journal - Calcard by Name

From 1/22/2022 Through 2/4/2022

Object Code	Object Title	Dept Title	Vendor	Expenditures	Transaction Description	Card Holder Name
7600	Staff Training	Public Outreach	Government Social Media LLC	1,144.00	Government Social Media Conference Registration	Luz Moncada
7600	Staff Training	Surveillance & Quality Control	AMCA Conference Expense	682.20	AMCA Flight Reservations-K. Hung	Melissa Tallion
7600	Staff Training	Surveillance & Quality Control	American Mosquito Control ...	485.00	AMCA 2022 Annual Meeting-J. Henke	Melissa Tallion
7600	Staff Training	Surveillance & Quality Control	American Mosquito Control ...	485.00	AMCA 2022 Annual Meeting-K. Hung	Melissa Tallion
Total 7600	Staff Training			3,235.41		
8415	Capital Outlay	Fleet Maintenance	AmazonBusiness	885.99	Heavy Duty Metal Corner Notcher	Greeman Diane
8415	Capital Outlay	Fleet Maintenance	AmazonBusiness	1,154.99	Strut Tamer II Extreme	Greeman Diane
8415	Capital Outlay	Fleet Maintenance	AmazonBusiness	178.58	Tax	Greeman Diane
8415	Capital Outlay	Fleet Maintenance	Home Depot Pro	1,198.00	Heavy Duty 18 Drawer Tool Chest	Greeman Diane
8415	Capital Outlay	Fleet Maintenance	Home Depot Pro	104.83	Tax	Greeman Diane
Total 8415	Capital Outlay			3,522.39		
Report Total				33,757.98		

Coachella Valley Mosquito and Vector Control District
FINANCES AT A GLANCE
ALL FUNDS COMBINED
For the Month Ended January 31, 2022

	Beginning of the Month	Change During the Month	End of the Month
INVESTMENTS	13,006,580	295,077	13,301,658
CASH	159,009	(223,330)	(64,321)
INVESTMENTS & CASH	13,165,589	71,747	13,237,336
CURRENT ASSETS	1,755,956	1,101,076	2,857,032
FIXED ASSETS	9,632,595	-	9,632,595
OTHER ASSETS	4,995,513	-	4,995,513
TOTAL ASSETS	29,549,654	1,172,823	30,722,477
TOTAL LIABILITIES	5,226,340	192,083	5,418,423
TOTAL DISTRICT EQUITY	24,323,313	980,741	25,304,054
TOTAL LIABILITIES & EQUITY	29,549,654	1,172,823	30,722,477
RECEIPTS			
		\$ 1,048,189	
CASH DISBURSEMENTS			
Payroll	\$ 456,269		
General Admin	\$ 520,173		
Total Cash Disbursements		\$ (976,441)	
NON-CASH ENTRIES:			
Accrual Modifications - Changes in A/P, A/R & Pre-paid insurance		\$ 1,101,076	
Change during Month - Excess of Cash over Receipts & Non-Cash Adjustments		\$ 1,172,823	

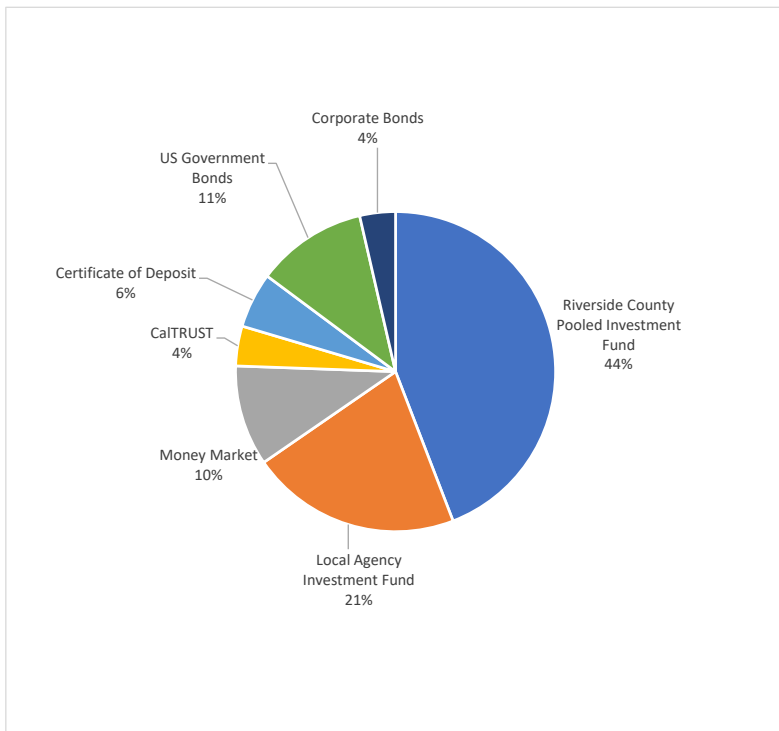
CVMVCD
Cash Journal - deposits
From 1/1/2022 Through 1/31/2022

<u>Effective ...</u>	<u>Transaction Description</u>	<u>Deposits</u>	<u>Payee/Recipient Name</u>
1/10/2022	January Receipts	27,690.29	Riverside County
1/14/2022	January Receipts	13.67	California Bank & Trust
1/14/2022	January Receipts	1,018,858.16	Riverside County
1/14/2022	January Receipts - LAIF Interest	<u>1,626.58</u>	Local Agency Investment Fund
Report Total		<u><u>1,048,188.70</u></u>	

**COACHELLA VALLEY MOSQUITO AND VECTOR CONTROL DISTRICT
INVESTMENT FUND BALANCES AS OF JANUARY 31, 2022**

INSTITUTION	IDENTIFICATION	Issue Date	Maturity Date	YIELD	General Fund	Thermal Capital Fund	Capital Equipment Replacement Fund	Capital Facility Replacement Fund	BALANCE
LAIF	Common Investments			0.23%	2,550,753	20,017	30,513	225,795	\$ 2,827,078
Riverside County	Funds 51105 & 51115			0.30%	5,298,192	41,578	63,378	469,001	\$ 5,872,149
CalTRUST	Medium Term Fund			0.21%	482,681	3,788	5,774	42,727	\$ 534,970
CA Bank & Trust	Market Rate			0.02%	1,206,839	9,471	14,436	106,831	\$ 1,337,577
Pershing	Market Rate			0.00%	13,750	108	164	1,217	\$ 15,240
BMW Bank	Certificate of Deposit	11/20/2020	11/20/2025	0.50%			59,440	188,226	\$ 247,665
State BK of India	Certificate of Deposit	11/23/2020	11/24/2025	0.55%			59,557	188,597	\$ 248,153
Goldman Sachs	Certificate of Deposit	9/21/2021	9/22/2026	1.05%		37,736	50,474	159,833	\$ 248,043
Federal Home Ln	US Government Bonds	11/24/2020	11/24/2025	0.63%			179,402	568,108	\$ 747,510
Federal Natl Mtg Assn	US Government Bonds	11/25/2020	11/25/2025	0.63%			178,461	565,127	\$ 743,588
Bank Amer Corp	Corporate Bonds	11/25/2020	11/25/2025	0.65%			115,124	364,561	\$ 479,685
Total Investments					9,552,215	112,698	756,724	2,880,022	\$ 13,301,658

**PORTFOLIO COMPOSITION AS OF JANUARY 31, 2022
WEIGHTED YIELD 0.32%**



In compliance with the California Code Section 53646; the Finance Administrator of the Coachella Valley Mosquito and Vector Control District hereby certifies that sufficient liquidity and anticipated revenue are available to meet the District's budgeted expenditure requirements for the next six months.

Investments in the report meet the requirements of the Coachella Valley Mosquito and Vector Control District's adopted investment policy

Respectfully submitted

NOTED AND APPROVED

CVMVCD
Statement of Revenue and Expenditures
January 31, 2022

		Annual Budget	YTD Budget	YTD Actual	YTD Budget Variance	Current Period Budget	Current Period Actual	Current Period Variance	Annual Budget Variance	Percent Annual Budget
Revenues										
4000	Property Tax - Current	4,121,655	2,143,140	2,275,989	132,849	949,396	1,018,858	69,462	(1,845,666)	(45)%
4010	Property Tax - Curr. Su	30,561	0	0	0	0	0	0	(30,561)	(100)%
4020	Property Tax - Curr. Un	170,821	165,780	171,136	5,355	0	0	0	315	0 %
4030	Homeowners Tax Relie	36,430	18,215	18,839	624	0	13,187	13,187	(17,591)	(48)%
4070	Property Tax - Prior Suj	23,736	0	0	0	0	0	0	(23,736)	(100)%
4080	Property Tax - Prior Un	9,069	0	0	0	0	0	0	(9,069)	(100)%
4090	Redevelopment Pass-TI	5,406,064	2,703,032	3,002,448	299,416	0	0	0	(2,403,616)	(44)%
4520	Interest Income - LAIF,	42,000	21,000	15,456	(5,544)	0	1,640	1,640	(26,544)	(63)%
4530	Other Miscellaneous Re	63,000	36,750	22,473	(14,277)	5,250	14,503	9,253	(40,527)	(64)%
4551	Benefit Assessment Inc	2,299,810	1,228,967	1,265,864	36,897	1,228,967	1,265,864	36,897	(1,033,946)	(45)%
	Total Revenues	12,203,146	6,316,884	6,772,205	455,321	2,183,613	2,314,053	130,440	(5,430,941)	(45)%

Expenditures

Payroll Expenses

5101	Payroll - FT	5,373,288	3,078,015	2,873,219	204,796	459,060	411,401	47,659	2,500,069	47 %
5102	Payroll Seasonal	203,400	118,650	170,133	(51,483)	16,950	18,198	(1,248)	33,267	16 %
5103	Temporary Services	6,900	6,900	0	6,900	0	0	0	6,900	100 %
5105	Payroll - Overtime Expe	45,120	26,320	2,798	23,522	3,760	345	3,415	42,322	94 %
5150	CalPERS State Retirem	1,873,120	1,656,439	1,555,680	100,759	43,337	70,429	(27,092)	317,440	17 %
5155	Social Security Expense	331,680	190,097	189,239	858	28,317	27,394	923	142,441	43 %
5165	Medicare Expense	77,570	44,458	45,427	(969)	6,623	6,407	216	32,143	41 %
5170	Cafeteria Plan	1,141,827	651,867	729,563	(77,697)	97,993	166,050	(68,057)	412,263	36 %
5172	Retiree Healthcare	372,588	217,343	230,263	(12,920)	31,049	38,489	(7,440)	142,325	38 %
5180	Deferred Compensator	108,010	62,485	67,545	(5,060)	9,105	41,672	(32,566)	40,465	37 %
5195	Unemployment Insuran	34,236	19,335	26,047	(6,711)	2,980	21,054	(18,074)	8,190	24 %
	Total Payroll Expenses	9,567,740	6,071,908	5,889,914	181,994	699,174	801,438	(102,264)	3,677,826	38 %

CVMVCD
Statement of Revenue and Expenditures
January 31, 2022

	Annual Budget	YTD Budget	YTD Actual	YTD Budget Variance	Current Period Budget	Current Period Actual	Current Period Variance	Annual Budget Variance	Percent Annual Budget
Administrative Expenses									
525C Tuition Reimbursement	20,000	11,667	2,716	8,951	1,667	2,236	(569)	17,284	86 %
530C Employee Incentive	15,500	9,042	4,402	4,640	1,292	0	1,292	11,098	72 %
5301 Employee Support	0	0	746	(746)	0	213	(213)	(746)	0 %
5302 Wellness	5,600	3,267	570	2,696	467	0	467	5,030	90 %
5305 Employee Assistance Program	3,200	1,867	1,926	(59)	267	648	(381)	1,274	40 %
600C Property & Liability Insurance	156,406	82,904	100,329	(17,425)	14,701	17,526	(2,825)	56,077	36 %
6001 Workers' Compensation Insurance	181,607	74,687	5,452	69,235	21,384	21,345	39	176,155	98 %
605C Dues & Memberships	42,816	28,089	29,943	(1,854)	3,404	0	3,404	12,873	30 %
606C Reproduction & Printing	7,950	6,721	2,262	4,459	2,746	325	2,421	5,688	72 %
6065 Recruitment/Advertising	7,500	4,375	2,833	1,542	625	0	625	4,667	62 %
607C Office Supplies	17,111	9,981	5,762	4,219	1,426	1,122	304	11,348	66 %
6075 Postage	5,750	3,354	426	2,928	479	0	479	5,324	93 %
608C Computer & Network Systems	8,199	4,783	3,458	1,325	683	0	683	4,741	58 %
6085 Bank Service Charges	200	117	139	(22)	17	0	17	61	31 %
609C Local Agency Formation Comm.	2,400	2,400	2,243	157	0	0	0	157	7 %
6095 Professional Fees	192,000	133,250	95,999	37,251	42,250	30,121	12,129	96,001	50 %
610C Attorney Fees	68,000	39,667	27,738	11,929	5,667	4,620	1,047	40,262	59 %
6105 Legal Services / Filing Fees	1,000	583	0	583	83	0	83	1,000	100 %
6106 HR Risk Management	6,000	3,500	1,500	2,000	500	0	500	4,500	75 %
611C Conference Expense	44,400	24,483	7,883	16,601	11,583	233	11,350	36,517	82 %
6115 In-Lieu	13,200	7,700	7,100	600	1,100	1,100	0	6,100	46 %
612C Trustee Support	7,600	4,433	694	3,739	633	0	633	6,906	91 %
620C Meetings Expense	4,890	2,852	753	2,099	408	0	408	4,137	85 %
621C Promotion & Education	5,000	5,000	1,218	3,782	2,500	0	2,500	3,782	76 %
622C Public Outreach Advertising	46,000	46,000	18,695	27,305	23,000	0	23,000	27,305	59 %
650C Benefit Assessment Expenses	86,000	86,000	143,466	(57,466)	71,667	129,689	(58,022)	(57,466)	(67)%
Total Administrative Expenses	948,329	596,722	468,253	128,469	208,547	209,178	(632)	480,076	51 %
Utilities									
640C Utilities	106,000	61,833	61,854	(21)	8,833	7,185	1,649	44,146	42 %
641C Telecommunications	1,824	1,064	856	208	152	0	152	968	53 %
Total Utilities	107,824	62,897	62,710	188	8,985	7,185	1,801	45,114	42 %

CVMVCD
Statement of Revenue and Expenditures
January 31, 2022

	Annual Budget	YTD Budget	YTD Actual	YTD Budget Variance	Current Period Budget	Current Period Actual	Current Period Variance	Annual Budget Variance	Percent Annual Budget
Operating									
7000 Uniform Expense	44,727	26,364	27,136	(771)	3,609	4,769	(1,160)	17,591	39 %
7050 Safety Expense	32,375	18,856	12,672	6,184	2,669	409	2,260	19,703	61 %
7100 Physican Fees	5,000	2,917	2,095	822	417	0	417	2,905	58 %
7150 IT Communications	56,860	33,168	22,213	10,955	4,738	0	4,738	34,647	61 %
7200 Household Supplies	3,000	1,750	2,058	(308)	250	0	250	942	31 %
7300 Repair & Maintenance	42,000	24,500	30,969	(6,469)	3,500	719	2,781	11,031	26 %
7310 Maintenance & Calibrat	6,170	0	44	(44)	0	44	(44)	6,126	99 %
7350 Permits, Licenses & Fee	8,273	4,945	7,198	(2,253)	426	1,220	(794)	1,075	13 %
7360 Software Licensing	22,305	2,255	0	2,255	0	0	0	22,305	100 %
7400 Vehicle Parts & Supplie	44,720	26,087	22,635	3,452	3,727	2,918	809	22,085	49 %
7420 Offsite Vehicle Maint &	17,343	10,117	2,457	7,660	1,445	219	1,226	14,886	86 %
7450 Equipment Parts & Sup	28,620	18,920	9,454	9,466	1,750	928	822	19,166	67 %
7500 Small Tools Furniture &	4,400	2,567	884	1,682	367	0	367	3,516	80 %
7550 Lab Supplies & Expense	36,700	21,508	10,272	11,236	2,458	832	1,627	26,428	72 %
7570 Aerial Pool Surveillance	26,000	0	0	0	0	0	0	26,000	100 %
7575 Surveillance	60,360	36,964	45,971	(9,007)	3,259	1,276	1,983	14,389	24 %
7600 Staff Training	85,824	46,897	18,153	28,744	5,335	2,600	2,735	67,671	79 %
7650 Equipment Rental	1,000	583	219	364	83	0	83	781	78 %
7675 Contract Services	109,720	63,138	67,844	(4,705)	7,938	10,134	(2,195)	41,876	38 %
7680 Cloud Computing Servit	101,370	46,662	30,074	16,588	4,140	2,282	1,858	71,296	70 %
7700 Motor Fuel & Oils	80,000	46,667	64,908	(18,242)	6,667	5,162	1,505	15,092	19 %
7750 Field Supplies	14,600	8,517	2,486	6,031	1,217	0	1,217	12,114	83 %
7800 Control Products	711,280	576,353	409,214	167,138	88,162	14,747	73,416	302,066	42 %
7850 Aerial Applications	209,213	122,041	112,137	9,904	17,434	51,000	(33,566)	97,076	46 %
7860 Unmanned Aircraft App	40,000	23,333	0	23,333	3,333	0	3,333	40,000	100 %
8415 Capital Outlay	46,343	32,783	25,487	7,296	2,712	3,522	(810)	20,856	45 %
8510 Research Projects	182,093	129,740	162,864	(33,125)	10,473	75,691	(65,218)	19,229	11 %
9000 Contingency Expense	109,750	64,021	0	64,021	9,146	0	9,146	109,750	100 %
Total Operating	2,130,046	1,391,654	1,089,447	302,207	185,255	178,471	6,784	1,040,600	49 %
Contribution to Capital Reserves									
890C Transfer to other funds	481,300	280,758	280,758	0	40,108	40,108	0	200,542	42 %
Total Contribution to Capital Reserves	481,300	280,758	280,758	0	40,108	40,108	0	200,542	42 %
Total Expenditures	13,235,239	8,403,939	7,791,081	612,858	1,142,070	1,236,380	(94,311)	5,444,158	41 %
Net revenue over/(under) expenditures	(1,000,000)	(2,087,055)	(1,018,877)	1,068,179	1,041,543	1,077,672			

CVMVCD
Balance Sheet
As of 1/31/2022

		Current Year
Assets		
Cash and Investments		
1000	Cash - Investments	13,301,657.58
1012	Cash - Clearing Account	150.00
1016	Petty Cash	500.00
1017	Petty Cash Checking	1,500.00
1035	CB&T General Checking	(202,661.70)
1036	CB&T Payroll Checking	136,190.30
	Total Cash and Investments	13,237,336.18
Current Assets		
1050	Accounts Receivable	1,136,175.37
1080	Interest Receivable	2,200.63
1085	Inventory	633,981.76
1168	Prepaid Insurance	199,812.43
1169	Deposits	884,862.00
	Total Current Assets	2,857,032.19
Fixed Assets		
1170	Construction in Progress	4,925.00
1300	Equipment/Vehicles	2,055,955.14
1310	Computer Equipment	488,713.68
1311	GIS Computer Systems	301,597.91
1320	Office Furniture & Equipment	1,300,099.10
1330	Land	417,873.30
1335	Oleander Building	5,665,861.83
1336	Signage	23,651.39
1340	Structures & Improvements	3,026,125.52
1341	Bio Control Building	6,849,603.74
1342	Bio Control Equip/Furn	43,986.77
1399	Accumulated Depreciation	(10,545,798.38)
	Total Fixed Assets	9,632,595.00
Other Assets		

CVMVCD
Balance Sheet
As of 1/31/2022

		Current Year
1520	Resources to Be Provided	3,514,102.32
1525	Deferred Outflows of Resources	1,068,928.00
1530	Deferred Outflows of Resources - OPEB	412,483.00
1900	Due to/from	0.12
	Total Other Assets	4,995,513.44
	Total Assets	30,722,476.81
Liabilities		
Short-term Liabilities		
Accounts Payable		
2015	Credit Card Payable	(16,179.96)
2020	Accounts Payable	371,975.84
2030	Accrued Payroll	0.03
2040	Payroll Taxes Payable	84.54
2175	Claims/Judgements Payable	(426.30)
2185	Employee Dues	426.30
	Total Accounts Payable	355,880.45
	Total Short-term Liabilities	355,880.45
Long-term Liabilities		
2100	Pollution Remediation Obligation	2,100,000.00
2200	Net Pension Liability	1,612,919.00
2210	Deferred Inflows of Resources	85,158.00
2230	Deferred Inflows - OPEB	16,118.00
2300	Net OPEB Liability	453,746.00
2500	Compensated Absences Payable	794,601.32
	Total Long-term Liabilities	5,062,542.32
	Total Liabilities	5,418,422.77
Fund Balance		
Non Spendable Fund Balance		
3920	Investment in Fixed Assets	10,698,793.35

CVMVCD
Balance Sheet
As of 1/31/2022

		Current Year
3945	Reserve for Prepaids & Deposit	1,041,259.68
3960	Reserve for Inventory	459,270.86
	Total Non Spendable Fund Balance	12,199,323.89
	Committed Fund Balance	
3965	Public Health Emergency	4,309,674.00
	Total Committed Fund Balance	4,309,674.00
	Assigned Fund Balance	
3910	Reserve for Operations	4,800,000.00
3925	Reserve for Future Healthcare Liabilities	547,704.00
3955	Thermal Remediation Fund	463,724.00
3970	Reserve for IT Replacement	277,991.00
3971	Reserve for Vehicle Replacement	344,376.00
	Total Assigned Fund Balance	6,433,795.00
	Unassigned Fund Balance	
3900	Fund Equity	1,342,365.90
3999	P&L Summary	1,899,554.34
	Total Unassigned Fund Balance	3,241,920.24
	Current YTD Net Income	(880,659.09)
	Total Current YTD Net Income	(880,659.09)
	Total Fund Balance	25,304,054.04
	Total Liabilities and Net Assets	30,722,476.81

FINANCE

The financial reports show the preliminary balance sheet, receipts, and revenue and expenditure reports for the month ending January 31, 2022. The revenue and expenditure report shows that the operating budget expenditure for July 1, 2021, to January 31, 2022, is \$7,791,082; total revenue is \$6,772,205 resulting in excess revenue over (under) expenditure for the year to January 31, 2022, of (\$1,018,877).

THREE YEAR FINANCIALS

	Actual	Budget	Actual	Actual
	1/31/2022	Budget	1/31/2021	1/31/2020
Revenue	6,772,205	6,316,884	6,468,443	5,856,922
Expenses				
Payroll	5,889,914	6,071,908	4,210,511	4,768,355
Administrative Expense	468,253	596,722	336,934	366,735
Utility	62,710	62,897	66,783	89,349
Operating Expense	1,089,447	1,391,654	920,603	1,402,160
Contribution to Capital Reserves	280,758	280,758	276,197	293,736
Total Expenses	7,791,082	8,403,939	5,811,028	6,920,335
Profit (Loss)	(1,018,877)	(2,087,055)	657,415	(1,063,413)

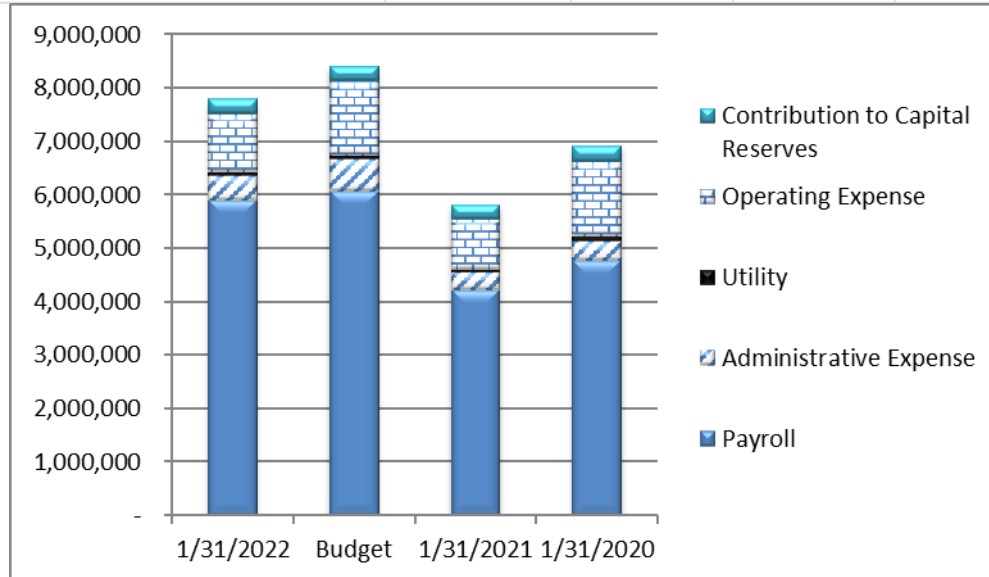


Figure 1 - Three Year Expenditure

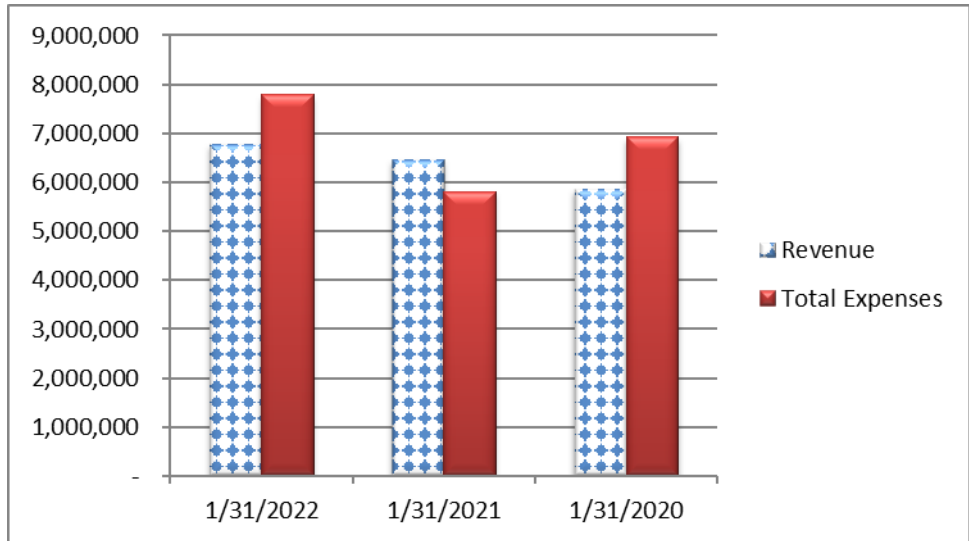


Figure 2 - Three Year Revenue & Expenditure

THREE YEAR CASH BALANCE

Cash Balances	1/31/2021	1/31/2021	1/31/2020
Investment Balance	13,301,658	13,878,812	12,025,583
Checking Accounting	(202,512)	6,468	28,334
Payroll Account	136,190	81,008	237,217
Petty Cash	2,000	2,000	2,000
Total Cash Balances	13,237,336	13,968,288	12,293,135

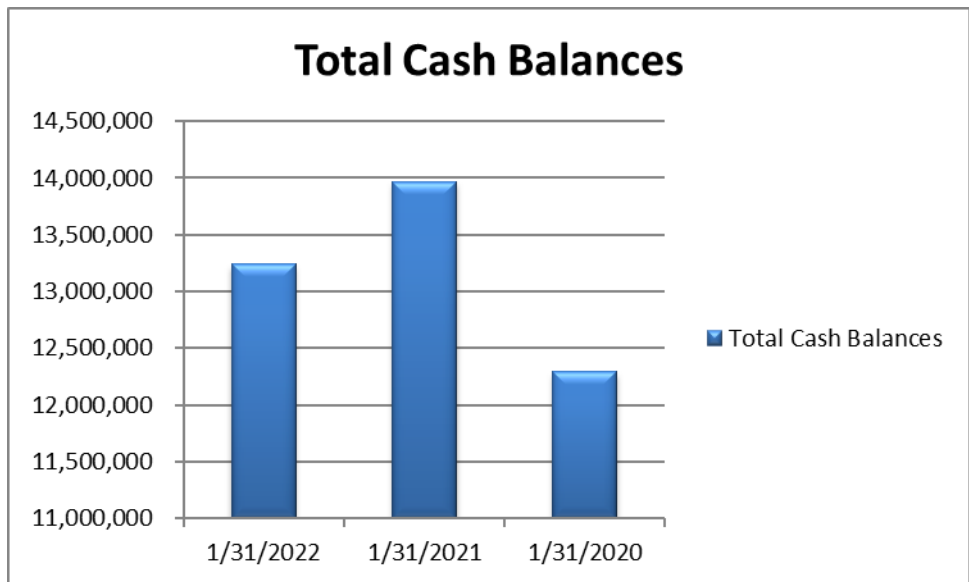


Figure 3 - Cash Balances

DISTRICT INVESTMENT PORTFOLIO 1/31/2022

The District's investment fund balance for the period ending January 31, 2022 is \$13,301,658. The portfolio composition is shown in the pie chart. Local Agency Investment Fund (LAIF) accounts for

21% of the District's investments; the Riverside County Pooled Investment Fund is 44% of the total. The LAIF yield for the end of April was 0.23% and the Riverside County Pooled Investment Fund was 0.30% this gives an overall weighted yield for District investments of 0.32%.

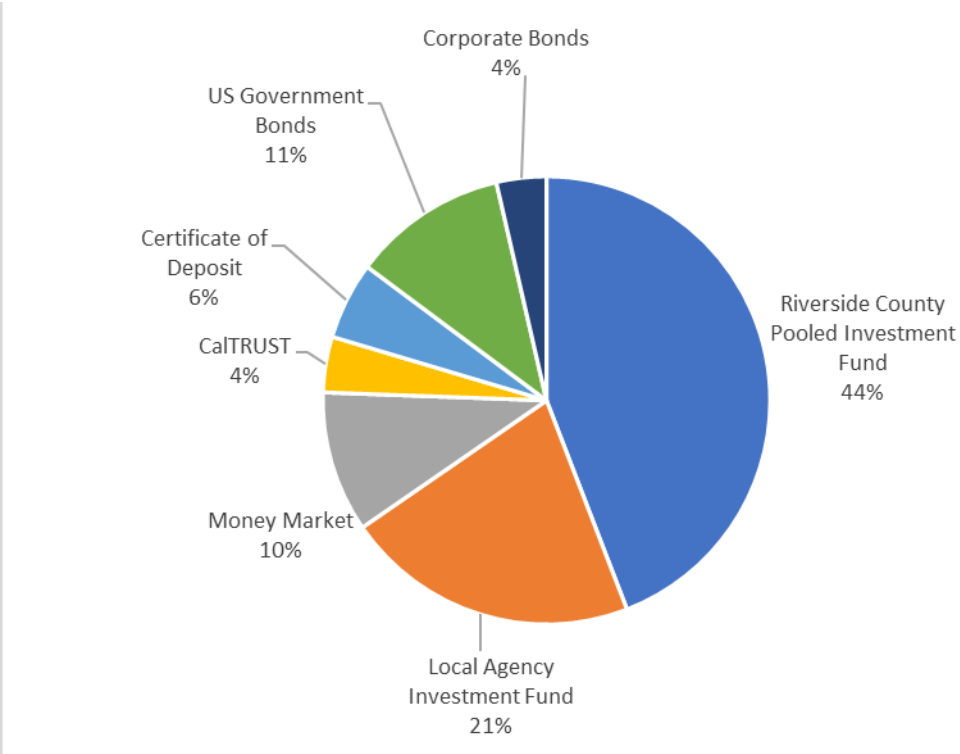


Figure 4 - Investment Portfolio 1/31/22

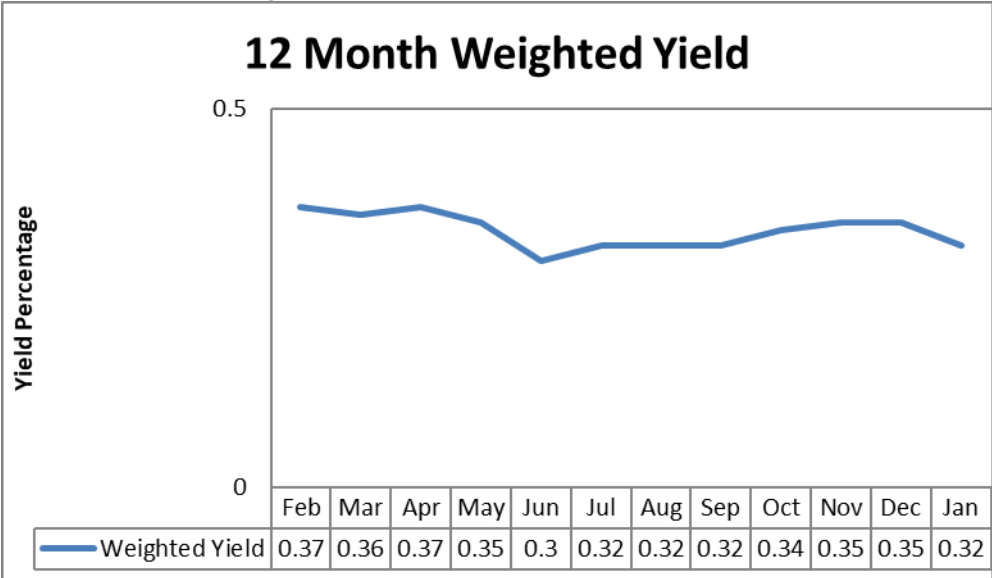
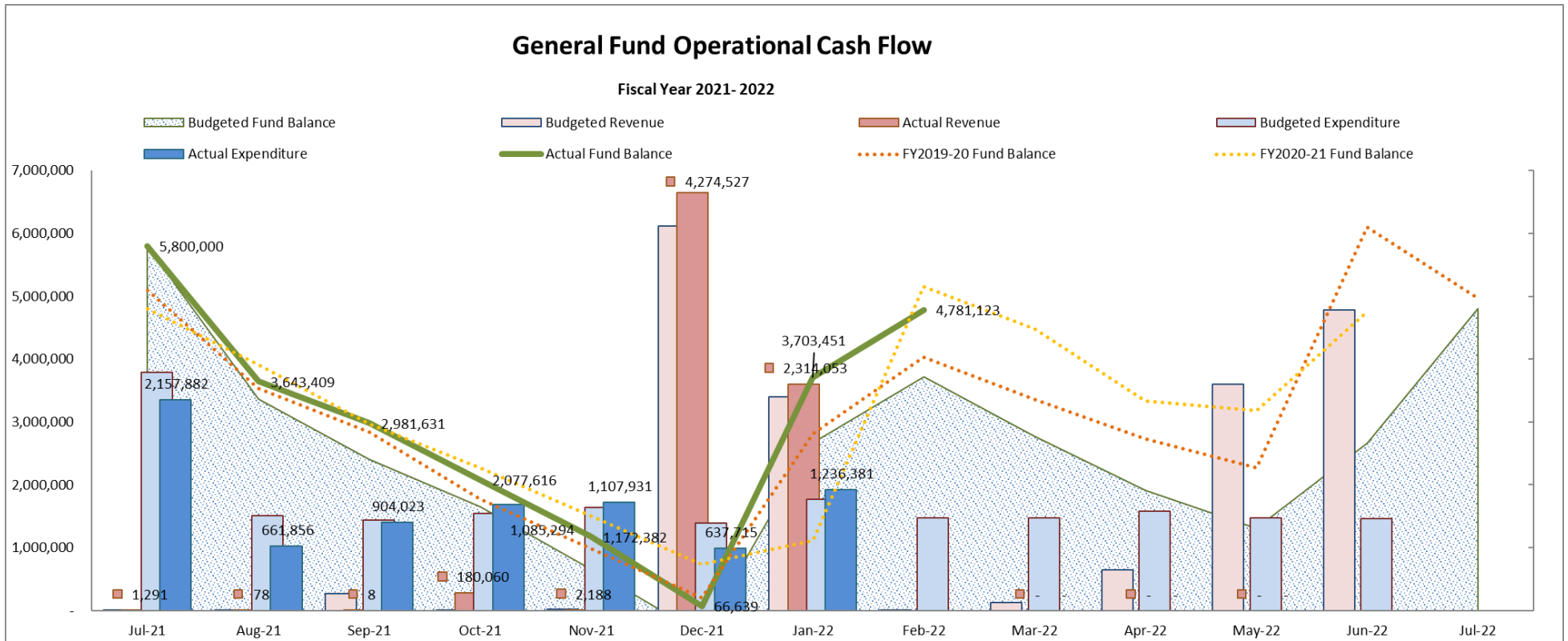


Figure 5 - District Investments Weighted Yield



The **General Fund Operational Cash Flow** graph outlines the District's working capital for the fiscal year July 1, 2021, to June 30, 2022. The beginning fund balance is \$5.8 million and the ending fund balance is \$4.8 million. Expenditure is approximately divided by 12 equal months, with some differences accounting for the seasonality of the program for example control products and seasonal employment which are greater in the mosquito breeding season. July expenditure is higher than average because of the prefunding lump sum of \$1.3 million for CalPERS unfunded liability. The budget also accounts for prepayments. The revenue follows a different pattern, Riverside County distributes the property tax revenue in January and May with advancements in December and April. The *shaded area* represents the **Budgeted Fund Balance** which has a formula of (beginning) **Fund Balance** plus **Revenue** minus **Expenditure**. The *green line* represents the **Actual Fund Balance** and is graphed against the *shaded area* **Budgeted Fund Balance**. FY2019-2020 Fund Balance is the orange dash line. FY2020-2021 Fund Balance is the yellow dash line.

The graph shows for June 1 the \$5.8 million **Fund Balance** plus total Revenue for July 1 to January 31, 2022, of \$6,772,205 minus total Expenses of \$7,791,081 is \$4,781,123. Revenue shows a \$455,321 favorable year to date budget variance, which includes an almost \$300,000 favorable variance in Pass Thru revenue, \$132,849 in current secured property taxes and a \$36,897 in Benefit Assessment revenue. Payroll favorable variance of \$181,994 is due to timing, payroll expenses are approximately a month behind. Operating expenses have a favorable variance of \$302,207, expenses for Aerial Applications, Unmanned Aircraft application and Contingency budget are variable depending on mosquito abundance and virus prevalence. Other operating expenses such as Staff Training are to do with timing for example expense occurs later in year but expense budgeted annually rather than a specific month. Overall, the District is showing a favorable variance of \$1.0 million mainly due to increase in revenue and timing of expenses. For planning purposes, the District is under budget. As long as the green line stays out of the shaded area the District is within budget, as of January 31, 2022, the line is outside the shaded area.



**Coachella Valley Mosquito and
Vector Control District**

February 8, 2022

Staff Report

Agenda Item: New Business

Approval for the upgrade and remodel of the Administration Building in an amount not to exceed \$80,000 from Fund 14- District Facility Capital Replacement Fund - **Budgeted, funds available** – **Jeremy Wittie, M.S., General Manager; Ad Hoc Land/Building Committee**

Background:

District staff is growing and in the coming years, there will be a need to restructure some of our current space to better serve the Department, District services, and ensure a safe working environment. The Public Outreach Department has grown in the past year and needs better and larger space.

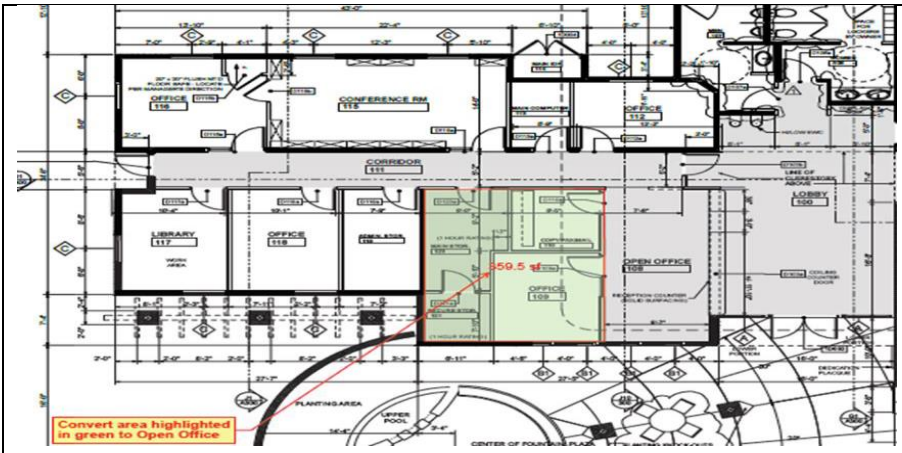
The Administration office currently includes the old finance office, reception area, mailroom, and 2 storage rooms. The plan is to open up the storage area, office, and photocopier to and open office area creating a larger and flexible open-plan space for Public Outreach. The current proposal from Holt Architects, the original architect, is based on staff performing construction work and hiring contractors for fire sprinklers and fire alarms reconfiguration.

Staff that will occupy the re-vitalized space will be the Public Information Officer, 2 Clerical Assistants assigned to Public Outreach, 2 Community Liaison & 1 Clerical Assistant for reception area.

Finance staff which is currently working in a modified conference room space will move into the area currently occupied by Public Outreach once construction is complete. The area vacated by the Finance Department is earmarked for future Men’s locker space for a growing Operations Department.

Project Cost Estimate

Expense Category	2021-22
Architectural/electrical plans - Holt	46,894
Labor – In House (Already Budgeted)	
Materials	30,000
Contingency	3,106
	Total Project Cost 80,000



Ad Hoc Land/Building Committee Recommendation:

Approval for the upgrade and remodel of the Administration Building in an amount not to exceed \$80,000 from Fund 14- District Facility Capital Replacement Fund

Fiscal Impact:

FY2021-22 Budget District Facility Capital Replacement Fund 14	Current Available Funds	Proposed Expense Fiscal Year 2021/22	Remaining Available Funds
Amount budgeted NTE \$80,000	346,500	80,000	266,500



**Coachella Valley Mosquito and
Vector Control District**

February 8, 2022

Staff Report

Agenda Item: New Business

Approval to upgrade the Laboratory HVAC system in an amount not to exceed \$75,000 from Fund 14- District Facility Capital Replacement Fund - **Budgeted, funds available** -

David l'Anson, MPA, MBA/ACC., Administrative Finance Manager; Ad Hoc Land/Building Committee

Background:

The Testing and Sorting lab is experiencing HVAC issues during the last few summers. The building is not cooling down enough which is creating unsafe working conditions and putting additional stress on lab equipment having to operate at higher than optimal ambient temperatures. Proper functioning of the lab space is critical, especially during the warm summer months at the height of the mosquito virus season.

Solution:

Walsh Engineering is contracted at \$11,500 for engineered drawings, which will be used to issue RFP for the HVAC company. Walsh recommended separating the Sorting Room and Battery Room from the "chiller cooled" area of the Lab building, installing a split HVAC unit and separate thermostats. The HVAC unit will be installed on the ground outside the Sorting Lab. Airflow throughout the Lab will need to be rebalanced. Controls specialists JCI and Zaretsky will be used for programming the airflow and HVAC system, as well as TSS to certify the BSL 3 Laboratory following the HVAC improvements.

Project Cost Estimate

Expense Category	2021-22
Engineering – Walsh Engineers	11,500
Construction HVAC Firm	45,000
Controls Johnson/Zaretsky -	10,000
Contingency	8,500

Total Project Cost 75,000

Ad Hoc Land/Building Committee Recommendation:

Approval for staff to upgrade the Laboratory HVAC system in an amount not to exceed \$75,000 from Fund 14- District Facility Capital Replacement Fund

Fiscal Impact:			
FY2021-22 Budget District Facility Capital Replacement Fund 14	Current Available Funds	Proposed Expense Fiscal Year 2021/22	Remaining Available Funds
Amount budgeted NTE \$75,000	346,500	75,000	271,500

	<p style="text-align: center;">Coachella Valley Mosquito and Vector Control District</p> <p style="text-align: center;">Staff Report</p>	<p style="text-align: right;">February 8, 2022</p>
<p>Agenda Item: New Business</p> <p>Discussion and or/approval to extend the contract for auditing services with Fedak & Brown, LLP., for one year – David I’Anson, Administrative Finance Manager</p>		
<p>Background:</p> <p>The District completed the five year contract with Partner Chris Brown of Fedak & Brown in 2020. To comply with State requirements Fedak & Brown rotated the Partner to Andy Beck. The firm’s staff and district staff have worked cooperatively to complete this past year’s audit and has conducted all work remotely. Fedak carried out the services professionally and effectively amidst impacts imposed by the pandemic. To help protect the safety of their staff and ours, District management wishes to retain their auditing services for fiscal year-end 2021-2022.</p>		
<p>Staff Recommendation:</p> <p>Staff recommends the approval of a one-year extension of the agreement in an amount not to exceed \$21,700.00.</p>		
<p>Attachment:</p> <ul style="list-style-type: none"> • Cost Proposal from Fedak & Brown 		