



Coachella Valley Mosquito and Vector Control District

43420 Trader Place, Indio, CA 92201 | (760) 342-8287 | cvmosquito.org

Finance Committee Meeting via Zoom and In-Person

Tuesday, October 11, 2022

4:30 p.m.

AGENDA

Materials related to an agenda item that are submitted to the Finance Committee after distribution of the agenda packets are available for public inspection in the Clerk of the Board's office during normal business hours and on the District's website.

Pursuant to Assembly Bill 361, this meeting will be conducted by video and/or teleconference as well as in-person public access to the meeting location. To view/listen/participate in the meeting live, please join by calling 1-888-475-4499 (toll-free), Meeting ID: [865 8009 7019](https://us02web.zoom.us/j/86580097019), or click this link to join: <https://us02web.zoom.us/j/86580097019>, or attend in person at the District office located at the address listed above. Written public comment may also be submitted to the Clerk of the Board by 1:30 p.m. on Tuesday, October 11, 2022, at mtallion@cvmosquito.org. Transmittal prior to the meeting is required. Any correspondence received during or after the meeting will be distributed to the Finance Committee as soon as practicable and retained for the official record.

Before entering the District's facilities, we request that you self-screen for COVID-19 symptoms. We want to work together to help limit the spread of COVID-19.

| |
|---|
| Assistance for those with disabilities: If you have a disability and need an accommodation to participate in the meeting, please call the Clerk of the Board at (760) 342-8287 for assistance so the necessary arrangement can be made. |
|---|

- 1. Call to Order** – Doug Walker, Treasurer
- 2. Roll Call**
- 3. Confirmation of Agenda**

4. Public Comments

Those wishing to address the Finance Committee should send an email to the Clerk of the Board by 1:30 p.m. on Tuesday, October 11, 2022, at mtallion@cvmosquito.org, or appear at the meeting to provide public comments. Please note that, as stated above, the meeting will be conducted remotely and in person.

A. PUBLIC Comments — NON-AGENDA ITEMS: This time is for members of the public to address the Finance Committee on items of general interest (a non-agenda item) within the subject matter jurisdiction of the District. The District values your comments; however, pursuant to the Brown Act, the Finance Committee cannot take action on items not listed on the posted Agenda. **Comments are limited to a total of three (3) minutes per speaker for non-agenda items.**

B. PUBLIC Comments — AGENDA ITEMS: This time is for members of the public to address the Finance Committee on agenda items (Open and Closed Sessions). **Comments are limited to three (3) minutes per speaker per agenda item.**

All comments are to be directed to the Finance Committee and shall be devoid of any personal attacks. Members of the public are expected to maintain a professional, courteous decorum during public comments.

5. Items of General Consent

A. Approval of Minutes from September 13, 2022, Finance Committee Meeting **(Pg. 4)**

6. Discussion, Review, and/or Update

A. Review of Check Report from Abila MIP for the period of September 6 to October 5, 2022 **(Pg. 6)**

B. CalCard Charges – Statement dated September 23, 2022 **(Pg. 13)**

C. Review of September 2022 Financials and Treasurers Report **(Pg. 31)**

7. Old Business - None

8. New Business

A. Review of finance-related items on the Board agenda

9. Schedule Next Meeting

10. Trustee and/or Staff Comments/Future Agenda Items

11. Adjournment

Certification of Posting

I certify that on October 7, 2022, I posted a copy of the foregoing agenda near the regular meeting place of the Board of Trustees of the Coachella Valley Mosquito & Vector Control District and on the District's website, said time being at least 72 hours in advance of the meeting of the Board of Trustees (Government Code Section 54954.2)

Executed at Indio, California, on October 7, 2022.

Melissa Tallion, Clerk of the Board

COACHELLA VALLEY MOSQUITO AND VECTOR CONTROL DISTRICT

Finance Committee Meeting Via Zoom
DRAFT-Minutes

TIME 4:30 p.m. **DATE:** September 13, 2022

LOCATION: 43420 Trader Place Indio, CA 92201 via zoom

COMMITTEE MEMBERS PRESENT:

Palm Desert Doug Walker, Board Treasurer
Indian Wells Clive Weightman, Board Vice-President
County at Large Bito Larson, Trustee

COMMITTEE MEMBERS ABSENT:

None

OTHER TRUSTEES PRESENT:

None

STAFF PRESENT:

Jeremy Wittie, General Manager
David l'Anson, Administrative Finance Manager
Melissa Tallion, Executive Assistant/Clerk of the Board

MEMBERS OF THE PUBLIC PRESENT:

No

1. **Call to Order** - *Treasurer Walker called the meeting to order at 4:31 p.m.*
2. **Roll Call** - *Roll call indicated all three (3) Committee members were present.*
3. **Confirmation of Agenda** - *The agenda was confirmed as presented.*
4. **Public Comments** - *None.*
5. **Items of General Consent**
 - A. Approval of Minutes from July 12, 2022, Finance Committee Meeting

On a motion from Trustee Weightman seconded by Trustee Larson, and passed by the following roll call votes, the Committee approved the minutes as presented.

Ayes: Treasurer Walker, Trustees Larson, Weightman

Noes: None

Abstained: None

Absent: None

6. Discussion, Review, and/or Update

- A. Review of Check Report from Abila MIP for the period of August 10, 2022, to September 6, 2022.

The check report was reviewed by Committee members and staff. A discussion ensued regarding a few checks that needed further explanation.

- B. CalCard Charges – Statement dated August 23, 2022

The CalCard monthly statement was reviewed by Committee members and staff. Questions regarding specific charges were brought forward by the Committee and staff provided more information.

- C. Review of August 2022 Financials and Treasurers Report

The Committee and staff reviewed the Financials and Treasurers Report.

- D. Review of preliminary June 30, 2022 revenue and expenditures.

The Committee and staff reviewed the preliminary June 30, 2022 revenue and expenditures. Questions regarding the report were brought forward by the Committee and staff provided more information.

7. Old Business

- A. Options for FY 2021-22 projected a \$0.3 million surplus

The Committee reviewed the suggestions that staff made for the surplus. A discussion ensued. The Finance Committee stated that the suggestions (except for the CalPERS option) were normal business for the District and those funds should be moved into one of the District's reserve accounts. The Finance Committee recommended that staff bring the remaining projects to the Committee as needed.

8. New Business

- A. Review of finance-related items on the Board agenda

The Board agenda was reviewed.

- 9. Schedule Next Meeting-** *The next Finance Committee meeting was scheduled for October 11, 2022, at 4:30 p.m.*

10. Trustee and/or Staff Comments/Future Agenda Items - None

11. Adjournment - *Treasurer Walker adjourned the meeting at 5:32 p.m.*

CVMVCD
Check/Voucher Register - checkreportforFC
1035 - CB&T General Checking
From 9/6/2022 Through 10/5/2022

| Check Number | Vendor Name | PO# / Invoice# | Transaction Description | Check Amount |
|--------------|-----------------------------------|-----------------|---|------------------|
| 44190 | CalPERS Healthcare Acct | 100000016939296 | Cafeteria Plan | <u>89,377.66</u> |
| Total 44190 | | | | 89,377.66 |
| 44191 | CalPERS - Retirement Acct | 100000016895742 | Retirement Contributions: 09/16/2022PP | 24,666.26 |
| | CalPERS - Retirement Acct | 100000016895762 | Retirement Contributions: 09/30/2022PP | 24,892.03 |
| | CalPERS - Retirement Acct | 100000016895785 | Retirement Contributions: 09/16/2022PP | 8,980.17 |
| | CalPERS - Retirement Acct | 100000016895808 | Retirement Contributions: 09/30/2022PP | <u>9,253.32</u> |
| Total 44191 | | | | 67,791.78 |
| 44192 | ICMA Retirement Trust | 809866 | Deferred Compensation: 09/16/2022PP | 11,695.61 |
| | ICMA Retirement Trust | 819523 | ICMA Contributions: 09/16/2022 - ME Addition | 5.61 |
| | ICMA Retirement Trust | 824645 | Deferred Compensation: 09/30/2022PP | <u>11,710.10</u> |
| Total 44192 | | | | 23,411.32 |
| 44193 | Imperial Irrigation District | 982022 | Utilities | <u>5,388.72</u> |
| Total 44193 | | | | 5,388.72 |
| 44194 | Imperial Irrigation Dist-Lab Acct | 20220908 | Utilities | <u>7,489.19</u> |
| Total 44194 | | | | 7,489.19 |
| 44195 | Indio Water Authority | 09122022 | Utilities | 194.98 |
| | Indio Water Authority | 20220912 | Utilities | 182.26 |
| | Indio Water Authority | 2022912 | Utilities | <u>863.14</u> |
| Total 44195 | | | | 1,240.38 |
| 44196 | Principal Life Insurance Co. | 20221001 | Cafeteria Plan | <u>13,756.52</u> |
| Total 44196 | | | | 13,756.52 |
| 44197 | SoCalGas | 09292022 | Utilities | <u>183.06</u> |
| Total 44197 | | | | 183.06 |

CVMVCD
 Check/Voucher Register - checkreportforFC
1035 - CB&T General Checking
 From 9/6/2022 Through 10/5/2022

| Check Number | Vendor Name | PO# / Invoice# | Transaction Description | Check Amount |
|--------------|---|----------------|---|--------------|
| 44198 | Abila | 10501000143927 | Cloud Computing Services | 873.86 |
| Total 44198 | | | | 873.86 |
| 44199 | Adapco, Inc. | 132409 | Chemical Control | 183,704.18 |
| | Adapco, Inc. | 132409A | Chemical Control | (212.33) |
| Total 44199 | | | | 183,491.85 |
| 44200 | Advance Imaging Systems | IN798534 | Contract Services | 301.54 |
| | Advance Imaging Systems | IN800384 | Contract Services | 98.18 |
| | Advance Imaging Systems | IN801720 | Contract Services | 87.80 |
| | Advance Imaging Systems | IN801721 | Contract Services | 91.98 |
| Total 44200 | | | | 579.50 |
| 44201 | Airgas USA, LLC | 9129620938 | Lab Supplies | 671.78 |
| | Airgas USA, LLC | 9129821979 | Lab Supplies | 640.30 |
| | Airgas USA, LLC | 9130066767 | Lab Supplies | 640.30 |
| Total 44201 | | | | 1,952.38 |
| 44202 | Allen Wayne, LTD | 61076 | Reproduction and Printing | 1,335.00 |
| Total 44202 | | | | 1,335.00 |
| 44203 | Alpha Media LLC | 6417311 | Advertising | 580.00 |
| | Alpha Media LLC | 6417312 | Advertising | 870.00 |
| | Alpha Media LLC | 6417391 | Advertising | 850.00 |
| | Alpha Media LLC | 6417392 | Advertising | 1,275.00 |
| Total 44203 | | | | 3,575.00 |
| 44204 | American Leak Detection of Palm Springs | 00030355 | Repair & Maintenance - Bio/LabTank Room | 650.00 |
| Total 44204 | | | | 650.00 |
| 44205 | Burrtec Waste Industries | 99880 | Repair & Maintenance | 13.08 |

CVMVCD
 Check/Voucher Register - checkreportforFC
1035 - CB&T General Checking
 From 9/6/2022 Through 10/5/2022

| Check Number | Vendor Name | PO# / Invoice# | Transaction Description | Check Amount |
|--------------|---------------------------------|----------------|-------------------------|--------------|
| Total 44205 | | | | 13.08 |
| 44206 | Burrtec Waste & Recycling Svcs. | 100122 | Utilites | 454.56 |
| Total 44206 | | | | 454.56 |
| 44207 | CDW Government, Inc | CV07643 | Software Licensing | 2,515.94 |
| Total 44207 | | | | 2,515.94 |
| 44209 | Cintas Corporation #3 | 4129483211 | Uniform Expense | 46.83 |
| | Cintas Corporation #3 | 4129483211-2 | Uniform Expense | 125.38 |
| | Cintas Corporation #3 | 4129483211-3 | Uniform Expense | 23.43 |
| | Cintas Corporation #3 | 4129483211-4 | Uniform Expense | 143.67 |
| | Cintas Corporation #3 | 4129483211-5 | Uniform Expense | 579.72 |
| | Cintas Corporation #3 | 4130166145 | Uniform Expense | 46.71 |
| | Cintas Corporation #3 | 4130166145-2 | Uniform Expense | 125.26 |
| | Cintas Corporation #3 | 4130166145-3 | Uniform Expense | 23.43 |
| | Cintas Corporation #3 | 4130166145-4 | Uniform Expense | 143.55 |
| | Cintas Corporation #3 | 4130166145-5 | Uniform Expense | 573.30 |
| | Cintas Corporation #3 | 4130943392 | Uniform Expense | 46.73 |
| | Cintas Corporation #3 | 4130943392-2 | Uniform Expense | 125.28 |
| | Cintas Corporation #3 | 4130943392-3 | Uniform Expense | 23.43 |
| | Cintas Corporation #3 | 4130943392-4 | Uniform Expense | 143.61 |
| | Cintas Corporation #3 | 4130943392-5 | Uniform Expense | 568.94 |
| | Cintas Corporation #3 | 4131517957 | Uniform Expense | 72.41 |
| | Cintas Corporation #3 | 4131517957-2 | Uniform Expense | 125.26 |
| | Cintas Corporation #3 | 4131517957-3 | Uniform Expense | 23.43 |
| | Cintas Corporation #3 | 4131517957-4 | Uniform Expense | 143.55 |
| | Cintas Corporation #3 | 4131517957-5 | Uniform Expense | 581.49 |
| Total 44209 | | | | 3,685.41 |
| 44210 | CleanExcel | 082258 | Janitorial Services | 3,811.00 |
| Total 44210 | | | | 3,811.00 |

CVMVCD
Check/Voucher Register - checkreportforFC
1035 - CB&T General Checking
From 9/6/2022 Through 10/5/2022

| Check Number | Vendor Name | PO# / Invoice# | Transaction Description | Check Amount |
|--------------|---|----------------|--|--------------|
| 44211 | C&R Wellness Works LLC dba Wellness Works | 22028 | Employee Assistance Services | 310.50 |
| Total 44211 | | | | 310.50 |
| 44212 | CSI Ceja Security International | 090422CVM | Security Patrol Services | 1,456.00 |
| | CSI Ceja Security International | 100322CV | Security Patrol Services | 1,456.00 |
| Total 44212 | | | | 2,912.00 |
| 44213 | Desert Air Conditioning | 230132 | Repair & Maintenance - Bio/Lab/Tank Room | 394.04 |
| | Desert Air Conditioning | 230728 | Repair & Maintenance - Admin | 108.00 |
| | Desert Air Conditioning | 230843 | Repair & Maintenance - Administration | 313.04 |
| Total 44213 | | | | 815.08 |
| 44214 | Desert Electric Supply | S3010813001 | Repair & Maintenance - Bio/Lab/Tank Room | 209.78 |
| | Desert Electric Supply | S3012369001 | Repair & Maintenance - Bio/Lab/Tank Room | 27.81 |
| Total 44214 | | | | 237.59 |
| 44215 | Employee Relations Inc. | 93531 | Recruitment/Advertising | 115.52 |
| | Employee Relations Inc. | 93608 | Recruitment/Advertising | 10.00 |
| Total 44215 | | | | 125.52 |
| 44216 | Equipment Direct, Inc. | 475593 | Safety Expense | 919.46 |
| Total 44216 | | | | 919.46 |
| 44217 | Fedak & Brown, LLP | 20220915 | Professional Fees | 8,210.00 |
| Total 44217 | | | | 8,210.00 |
| 44218 | Frontier Communications-Internet | 08252022 | Contract Services | 445.98 |

CVMVCD
Check/Voucher Register - checkreportforFC
1035 - CB&T General Checking
From 9/6/2022 Through 10/5/2022

| Check Number | Vendor Name | PO# / Invoice# | Transaction Description | Check Amount |
|--------------|---------------------------------|----------------|----------------------------------|------------------|
| Total 44218 | | | | 445.98 |
| 44219 | Hypertec USA Inc | 31054 | Cloud Computing Services | 27.74 |
| | Hypertec USA Inc | 31224 | Cloud Computing Services | 30.62 |
| | Hypertec USA Inc | 3722 | Cloud Computing Services | <u>(2.23)</u> |
| Total 44219 | | | | 56.13 |
| 44220 | Jernigan's Sporting Goods, Inc. | 17415 | Safety Expense | 200.00 |
| | Jernigan's Sporting Goods, Inc. | 17439 | Safety Expense | <u>184.86</u> |
| Total 44220 | | | | 384.86 |
| 44221 | Linde Gas & Equipment Inc. | 31377455 | Cylinder Rentals | <u>60.99</u> |
| Total 44221 | | | | 60.99 |
| 44222 | Marlin Leasing Corporation | 20111947 | Contract Services | <u>803.14</u> |
| Total 44222 | | | | 803.14 |
| 44223 | NAPA Auto & Truck Parts | 0306176 | Vehicle Parts & Supplies | 438.46 |
| | NAPA Auto & Truck Parts | 0335251 | Vehicle Parts & Supplies | 219.28 |
| | NAPA Auto & Truck Parts | 0351189 | Vehicle Parts & Supplies | <u>1,220.56</u> |
| Total 44223 | | | | 1,878.30 |
| 44224 | Ocean Air Helicopters Inc. | 824 | Aerial Rural ULV Shoreline | 12,000.00 |
| | Ocean Air Helicopters Inc. | 845 | Aerial Urban Larvicide | <u>12,000.00</u> |
| Total 44224 | | | | 24,000.00 |
| 44225 | Pitney Bowes, Inc. | 1021571769 | Postage | <u>120.15</u> |
| Total 44225 | | | | 120.15 |
| 44226 | Salton Sea Air Service | 09062022 | Aerial Larvicide Rural | 19,114.96 |
| | Salton Sea Air Service | 09232022 | Aerial Rural Larvicide Shoreline | 18,331.56 |
| | Salton Sea Air Service | 912022 | Aerial Rural ULV | <u>10,771.75</u> |

CVMVCD
Check/Voucher Register - checkreportforFC
1035 - CB&T General Checking
From 9/6/2022 Through 10/5/2022

| Check Number | Vendor Name | PO# / Invoice# | Transaction Description | Check Amount |
|--------------|--|----------------|-------------------------------|--------------|
| Total 44226 | | | | 48,218.27 |
| 44227 | Slovak Baron Empey Murphey & Pinkney LLP | 74315 | Legal Fees | 48.75 |
| | Slovak Baron Empey Murphey & Pinkney LLP | 74316 | Attorney Fees | 4,000.00 |
| Total 44227 | | | | 4,048.75 |
| 44228 | SC Commercial LLC dba SC Fuels | 2224601IN | Motor, Fuel, Oil | 8,626.81 |
| Total 44228 | | | | 8,626.81 |
| 44229 | Veolia ES Technical Solutions, LLC | MD89933 | Lab Supplies and Expense | 113.19 |
| | Veolia ES Technical Solutions, LLC | MD90713 | Lab Supplies and Expense | 113.22 |
| | Veolia ES Technical Solutions, LLC | MD91149 | Lab Supplies and Expense | 112.91 |
| Total 44229 | | | | 339.32 |
| 44230 | Tops N Barricades, Inc. | 1095728 | Capital Outlay | 638.36 |
| Total 44230 | | | | 638.36 |
| 44231 | Vector-Borne Disease Account | 20220815 | State Required CEU | 156.00 |
| Total 44231 | | | | 156.00 |
| 44232 | Verizon Business | 72336119 | IT Communications | 1,682.39 |
| Total 44232 | | | | 1,682.39 |
| 44233 | Verizon Wireless | 9915219918 | IT Communications | 2,624.15 |
| | Verizon Wireless | 9915219918-1 | Capital Equipment Replacement | 2,197.83 |
| Total 44233 | | | | 4,821.98 |
| 44234 | Waterlogic Americas LLC | 1696659 | Employee Support | 106.57 |
| | Waterlogic Americas LLC | 1769146 | Employee Support | 106.57 |

CVMVCD
 Check/Voucher Register - checkreportforFC
1035 - CB&T General Checking
 From 9/6/2022 Through 10/5/2022

| Check Number | Vendor Name | PO# / Invoice# | Transaction Description | Check Amount |
|--------------|-----------------------|----------------|---------------------------------------|--------------|
| Total 44234 | | | | 213.14 |
| 44235 | Waxie Sanitary Supply | 81066014 | Repair & Maintenance - Operations | 305.63 |
| Total 44235 | | | | 305.63 |
| 44236 | U.S. Bank | | Calcard Statement | 139,631.16 |
| Total 44236 | | | | 139,631.16 |
| | | | Total 1035 - CB&T General Checking | 661,537.72 |
| Report Total | | | | 661,537.72 |

CVMVCD
Expenditure Journal - Calcard by Name

From 9/20/2022 Through 9/23/2022

| Object Code | Object Title | Dept Title | Vendor | Expenditures | Transaction Description | Card Holder Name |
|-------------|---------------------|--------------------------------|-------------------------------|---------------|--|------------------|
| 5302 | Wellness | Human Resources | AmazonBusiness | 14.88 | Lip Balm (12 pk) | Graciela Morales |
| 5302 | Wellness | Human Resources | AmazonBusiness | 17.99 | Plastic Bottles (12 pk) | Graciela Morales |
| 5302 | Wellness | Human Resources | AmazonBusiness | 31.90 | Purell Hand Sanitizer-1 oz (18 pk) | Graciela Morales |
| 5302 | Wellness | Human Resources | AmazonBusiness | <u>5.66</u> | Tax | Graciela Morales |
| Total 5302 | Wellness | | | 70.43 | | |
| 6065 | Recruitment/Adve... | Human Resources | Indeed, Inc. | 78.00 | 7-Day Job Posting Advertisement | Crystal G Moreno |
| 6065 | Recruitment/Adve... | Human Resources | TKB Bakery & Deli | 14.99 | Albacore Tuna Salad | Graciela Morales |
| 6065 | Recruitment/Adve... | Human Resources | TKB Bakery & Deli | 15.49 | Classic Veggie | Graciela Morales |
| 6065 | Recruitment/Adve... | Human Resources | TKB Bakery & Deli | 15.49 | OG Pastrami | Graciela Morales |
| 6065 | Recruitment/Adve... | Human Resources | TKB Bakery & Deli | 4.02 | Tax | Graciela Morales |
| 6065 | Recruitment/Adve... | Human Resources | American Mosquito Control ... | 50.00 | Job Posting Advertisement | Graciela Morales |
| 6065 | Recruitment/Adve... | Human Resources | GovernmentJobs.com | <u>199.00</u> | Advertisement of Field Supervisor Position | Graciela Morales |
| Total 6065 | Recruitment/Adve... | | | 376.99 | | |
| 6070 | Office Supplies | Human Resources | AmazonBusiness | 3.32 | Tax | Crystal G Moreno |
| 6070 | Office Supplies | Human Resources | AmazonBusiness | 37.98 | Collection Box with Lock | Crystal G Moreno |
| 6070 | Office Supplies | Finance | Canyon Print & Signs | 69.97 | Business Cards | Graciela Morales |
| 6070 | Office Supplies | Control Operations | Canyon Print & Signs | 124.95 | Business Cards (250/box) | Graciela Morales |
| 6070 | Office Supplies | Human Resources | Canyon Print & Signs | 13.34 | Design Set Up Fee | Graciela Morales |
| 6070 | Office Supplies | Finance | Canyon Print & Signs | 6.67 | Designer Set Up Fee | Graciela Morales |
| 6070 | Office Supplies | Control Operations | Canyon Print & Signs | 20.01 | Set Up Fee | Graciela Morales |
| 6070 | Office Supplies | Finance | Canyon Print & Signs | 17.02 | Tax | Graciela Morales |
| 6070 | Office Supplies | Administration | Staples Business Advantage | 39.98 | 2023 Wall Calendar | Greeman Diane |
| 6070 | Office Supplies | Administration | Staples Business Advantage | 18.98 | Door Stop | Greeman Diane |
| 6070 | Office Supplies | Administration | Staples Business Advantage | 7.58 | Dry Erase Markers | Greeman Diane |
| 6070 | Office Supplies | Administration | Staples Business Advantage | 268.02 | Multiuse Copy Paper | Greeman Diane |
| 6070 | Office Supplies | Administration | Staples Business Advantage | 29.27 | Tax | Greeman Diane |
| 6070 | Office Supplies | Surveillance & Quality Control | Staples Business Advantage | 6.49 | tax | Jennifer Henke |
| 6070 | Office Supplies | Surveillance & Quality Control | Staples Business Advantage | 16.50 | hand sanitizing wipes | Jennifer Henke |

CVMVCD
Expenditure Journal - Calcard by Name

From 9/20/2022 Through 9/23/2022

| Object Code | Object Title | Dept Title | Vendor | Expenditures | Transaction Description | Card Holder Name |
|-------------|-----------------|--------------------------------|------------------------------|--------------|---------------------------------------|------------------|
| 6070 | Office Supplies | Surveillance & Quality Control | Staples Business Advantage | 7.34 | note pads pocket size 5 pack | Jennifer Henke |
| 6070 | Office Supplies | Surveillance & Quality Control | Staples Business Advantage | 9.06 | note pads small 12 pack | Jennifer Henke |
| 6070 | Office Supplies | Surveillance & Quality Control | Staples Business Advantage | 11.94 | pencils | Jennifer Henke |
| 6070 | Office Supplies | Surveillance & Quality Control | Staples Business Advantage | 19.41 | correction tape bulk pack | Jennifer Henke |
| 6070 | Office Supplies | Surveillance & Quality Control | Staples Business Advantage | 9.94 | lens cleaning towelettes | Jennifer Henke |
| 6070 | Office Supplies | Administration | Staples - General Site/Store | (10.00) | Coupon | Melissa Tallion |
| 6070 | Office Supplies | Administration | Staples - General Site/Store | 15.57 | Tax | Melissa Tallion |
| 6070 | Office Supplies | Administration | Staples - General Site/Store | 188.00 | Workplan posters | Melissa Tallion |
| 6070 | Office Supplies | Administration | Waxie Sanitary Supply | 30.90 | Facial Tissue Cube Box | Rosendo Ruiz |
| 6070 | Office Supplies | Administration | Waxie Sanitary Supply | 29.97 | Kitchen Roll Towel | Rosendo Ruiz |
| 6070 | Office Supplies | Administration | Waxie Sanitary Supply | 5.33 | Tax | Rosendo Ruiz |
| 6070 | Office Supplies | Control Operations | Staples Business Advantage | 27.45 | Portable Label Maker | Sarah Crenshaw |
| 6070 | Office Supplies | Control Operations | Staples Business Advantage | 11.75 | Post-It Flags | Sarah Crenshaw |
| 6070 | Office Supplies | Control Operations | Staples Business Advantage | 38.32 | Post-It Notes | Sarah Crenshaw |
| 6070 | Office Supplies | Control Operations | Staples Business Advantage | 92.24 | Rolling Briefcase | Sarah Crenshaw |
| 6070 | Office Supplies | Control Operations | Staples Business Advantage | 17.96 | Round Fasteners | Sarah Crenshaw |
| 6070 | Office Supplies | Control Operations | Staples Business Advantage | 13.85 | Label Tape 2pk | Sarah Crenshaw |
| 6070 | Office Supplies | Control Operations | Staples Business Advantage | 9.86 | Large Binder Clips | Sarah Crenshaw |
| 6070 | Office Supplies | Control Operations | Staples Business Advantage | 15.10 | Velcro | Sarah Crenshaw |
| 6070 | Office Supplies | Control Operations | Staples Business Advantage | 20.83 | Desk Calendar 19"x24 | Sarah Crenshaw |
| 6070 | Office Supplies | Control Operations | Staples Business Advantage | 5.29 | Dividers | Sarah Crenshaw |
| 6070 | Office Supplies | Control Operations | Staples Business Advantage | 5.74 | Dry Erase Markers | Sarah Crenshaw |
| 6070 | Office Supplies | Control Operations | Staples Business Advantage | 5.62 | Dry Erase Markers, black | Sarah Crenshaw |
| 6070 | Office Supplies | Control Operations | Staples Business Advantage | 30.95 | Estimated Tax | Sarah Crenshaw |
| 6070 | Office Supplies | Control Operations | Staples Business Advantage | 5.34 | Binder Inserts 1 | Sarah Crenshaw |
| 6070 | Office Supplies | Control Operations | Staples Business Advantage | 5.82 | Binder Inserts 2 | Sarah Crenshaw |
| 6070 | Office Supplies | Control Operations | Staples Business Advantage | 78.50 | Binders | Sarah Crenshaw |
| 6070 | Office Supplies | Control Operations | AmazonBusiness | 11.99 | Dry Erase Calendar Magnetic Numbers | Sarah Crenshaw |
| 6070 | Office Supplies | Control Operations | AmazonBusiness | 56.99 | Dry Erase Calendar Whiteboard | Sarah Crenshaw |
| 6070 | Office Supplies | Control Operations | AmazonBusiness | 26.99 | Dry Erase Monthly Whiteboard Calendar | Sarah Crenshaw |
| 6070 | Office Supplies | Control Operations | AmazonBusiness | 13.48 | Estimated Tax | Sarah Crenshaw |

CVMVCD
Expenditure Journal - Calcard by Name

From 9/20/2022 Through 9/23/2022

| Object Code | Object Title | Dept Title | Vendor | Expenditures | Transaction Description | Card Holder Name |
|-------------|----------------------------|--------------------------------|--------------------------------|--------------|---|------------------|
| 6070 | Office Supplies | Control Operations | AmazonBusiness | 57.96 | C-Line Plastic Name Tent Holders | Sarah Crenshaw |
| 6070 | Office Supplies | Public Outreach | Desert Sun Publishing Co | 14.99 | Digital Subscription for Desert Sun | Tammy Gordon |
| Total 6070 | Office Supplies | | | 1,564.56 | | |
| 6075 | Postage | Surveillance & Quality Control | UPS | 37.72 | Delivery Service Fee 09/03/2022 | Rosendo Ruiz |
| 6075 | Postage | Surveillance & Quality Control | UPS | 14.33 | Delivery Service Fee 8/27/2022 | Rosendo Ruiz |
| 6075 | Postage | Surveillance & Quality Control | UPS | 171.20 | Delivery Service Fee August 20 2022 | Rosendo Ruiz |
| 6075 | Postage | Surveillance & Quality Control | UPS | 14.33 | Delivery Service Fee Sept 10, 2022 | Rosendo Ruiz |
| Total 6075 | Postage | | | 237.58 | | |
| 6080 | Computer & Network Systems | Information Systems | Codero | 594.00 | ADV SUPPORT - 6HR MIGRATION HOURS (CUSTWKO) | Edward Prendez |
| Total 6080 | Computer & Network Systems | | | 594.00 | | |
| 6120 | Trustee Support | Trustee Support | Mexicali Cafe | 17.95 | Mexicali Special | Melissa Tallion |
| 6120 | Trustee Support | Trustee Support | Mexicali Cafe | 30.00 | Shrimp Salad | Melissa Tallion |
| 6120 | Trustee Support | Trustee Support | Mexicali Cafe | 6.82 | Tax | Melissa Tallion |
| 6120 | Trustee Support | Trustee Support | Mexicali Cafe | 30.00 | Tostada Mexicali | Melissa Tallion |
| 6120 | Trustee Support | Trustee Support | TKB Bakery & Deli | 16.99 | Cookie 6PK | Melissa Tallion |
| 6120 | Trustee Support | Trustee Support | TKB Bakery & Deli | 1.49 | Tax | Melissa Tallion |
| 6120 | Trustee Support | Trustee Support | Walmart Stores | 48.11 | Board meeting supplies | Melissa Tallion |
| Total 6120 | Trustee Support | | | 151.36 | | |
| 6200 | Meetings Expense | Control Operations | Liebert Cassidy Whitmore Ex... | 14.85 | Michael Martinez-Lunch | Michael Martinez |
| 6200 | Meetings Expense | Control Operations | Liebert Cassidy Whitmore Ex... | 14.84 | Olde Avalos-Lunch | Michael Martinez |

CVMVCD
Expenditure Journal - Calcard by Name

From 9/20/2022 Through 9/23/2022

| Object Code | Object Title | Dept Title | Vendor | Expenditures | Transaction Description | Card Holder Name |
|-------------|-----------------------------|--------------------------------|----------------------|--------------|--|------------------|
| Total 6200 | Meetings Expense | | | 29.69 | | |
| 6210 | Promotion & Education | Public Outreach | About Families, Inc. | 150.00 | 2022 Fall Family Festival | Diana Reyes |
| 6210 | Promotion & Education | Public Outreach | Josyln Senior Center | 100.00 | 2022 Health Expo & Flu Shot Clinic | Diana Reyes |
| Total 6210 | Promotion & Education | | | 250.00 | | |
| 6220 | Public Outreach Advertising | Public Outreach | META | 89.35 | Facebook ad for end of year classroom visits in PSUSD | Tammy Gordon |
| 6220 | Public Outreach Advertising | Public Outreach | META | 48.09 | Meta ads for WALS applications in PD and PS | Tammy Gordon |
| Total 6220 | Public Outreach Advertising | | | 137.44 | | |
| 7000 | Uniform Expense | Surveillance & Quality Control | AmazonBusiness | 49.90 | Blue stripe white hand towels 12 pack (16x27 iinches) | Gerald Chuzel |
| 7000 | Uniform Expense | Surveillance & Quality Control | AmazonBusiness | 70.00 | Bulk Bath Towels White 12 pack (22x44 iinches) | Gerald Chuzel |
| 7000 | Uniform Expense | Surveillance & Quality Control | AmazonBusiness | 10.48 | Taxes | Gerald Chuzel |
| Total 7000 | Uniform Expense | | | 130.38 | | |
| 7050 | Safety Expense | Control Operations | AmazonBusiness | 139.98 | Motorcycle Open Face Heltmet DOT Approved YEMA Size Extra La | Gonzalo Valadez |
| 7050 | Safety Expense | Control Operations | AmazonBusiness | 139.98 | Motorcycle Open Face Heltmet DOT Approved YEMA Size Large | Gonzalo Valadez |
| 7050 | Safety Expense | Control Operations | AmazonBusiness | 139.98 | Motorcycle Open Face Heltmet DOT Approved YEMA Size Medium | Gonzalo Valadez |
| 7050 | Safety Expense | Control Operations | AmazonBusiness | (60.12) | Promotion Credit | Gonzalo Valadez |
| 7050 | Safety Expense | Control Operations | Walmart Stores | 0.10 | Bag Fee | Gonzalo Valadez |

CVMVCD
Expenditure Journal - Calcard by Name

From 9/20/2022 Through 9/23/2022

| Object Code | Object Title | Dept Title | Vendor | Expenditures | Transaction Description | Card Holder Name |
|-------------|--------------------|---------------------------------|------------------------|--------------|--|--------------------|
| 7050 | Safety Expense | Control Operations | Walmart Stores | 2.56 | Sales Tax @ 8.75% | Gonzalo Valadez |
| 7050 | Safety Expense | Control Operations | Walmart Stores | 14.88 | Softsoap Liquid Hand Soap, Aloe Vera 7.5froz | Gonzalo Valadez |
| 7050 | Safety Expense | Control Operations | Walmart Stores | 14.88 | Softsoap Liquid Hand Soap, Fresh Breeze 7.5froz | Gonzalo Valadez |
| 7050 | Safety Expense | Control Operations | AmazonBusiness | 33.06 | Sales tax at 8.75% | Gonzalo Valadez |
| 7050 | Safety Expense | Control Operations | AmazonBusiness | 18.13 | Shipping & Handling | Gonzalo Valadez |
| 7050 | Safety Expense | Surveillance & Quality Control | Equipment Direct, Inc. | 232.90 | All Sport Variety Drink Mix 32pk Case | Jacob Tarango |
| 7050 | Safety Expense | Surveillance & Quality Control | Equipment Direct, Inc. | 27.82 | Tax and Shipping | Jacob Tarango |
| 7050 | Safety Expense | Surveillance & Quality Control | AmazonBusiness | 92.12 | 6 pack of cleaning wipes for vehicles | Jennifer Henke |
| 7050 | Safety Expense | Control Operations | AmazonBusiness | 62.38 | Protective safety gear and equipment for serialization. Dog | Vincent Valenzuela |
| 7050 | Safety Expense | Control Operations | AmazonBusiness | 71.76 | Protective safety gear and equipment for serialization. Wade | Vincent Valenzuela |
| Total 7050 | Safety Expense | | | 930.41 | | |
| 7200 | Household Supplies | Buildings & Grounds Maintenance | Walmart Stores | 11.19 | tax | Oscar Guerrero |
| 7200 | Household Supplies | Buildings & Grounds Maintenance | Walmart Stores | 127.84 | toilet paper 20 pk | Oscar Guerrero |
| 7200 | Household Supplies | Buildings & Grounds Maintenance | Waxie Sanitary Supply | 39.12 | 2 Ply Bath Tissue | Rosendo Ruiz |
| 7200 | Household Supplies | Buildings & Grounds Maintenance | Waxie Sanitary Supply | 39.35 | Blue Trash Liners | Rosendo Ruiz |
| 7200 | Household Supplies | Buildings & Grounds Maintenance | Waxie Sanitary Supply | 80.85 | MultiFold Papertowels | Rosendo Ruiz |

CVMVCD
Expenditure Journal - Calcard by Name

From 9/20/2022 Through 9/23/2022

| Object Code | Object Title | Dept Title | Vendor | Expenditures | Transaction Description | Card Holder Name |
|-------------|----------------------|---------------------------------|-----------------------|--------------|---------------------------------|------------------|
| 7200 | Household Supplies | Buildings & Grounds Maintenance | Waxie Sanitary Supply | 13.94 | Tax | Rosendo Ruiz |
| Total 7200 | Household Supplies | | | 312.29 | | |
| 7300 | Repair & Maintenance | Buildings & Grounds Maintenance | Home Depot Stores | 4.92 | 1/2 Zinc slip washers | Armando Gaspar |
| 7300 | Repair & Maintenance | Buildings & Grounds Maintenance | Home Depot Stores | 99.85 | 1/2 PVC Couplings W/Nozzle Mist | Armando Gaspar |
| 7300 | Repair & Maintenance | Buildings & Grounds Maintenance | Home Depot Stores | 3.97 | 1/2 PVC Hose Adapter | Armando Gaspar |
| 7300 | Repair & Maintenance | Buildings & Grounds Maintenance | Home Depot Stores | 58.20 | 1/2 X10FT PVC Schedule 40.10PK | Armando Gaspar |
| 7300 | Repair & Maintenance | Buildings & Grounds Maintenance | Home Depot Stores | 69.97 | 12 Inch Basin Drain | Armando Gaspar |
| 7300 | Repair & Maintenance | Buildings & Grounds Maintenance | Home Depot Stores | 17.16 | 3' X 2'FT ABS Pipe | Armando Gaspar |
| 7300 | Repair & Maintenance | Buildings & Grounds Maintenance | Home Depot Stores | 19.76 | 3' X TEE ABS Pipe | Armando Gaspar |
| 7300 | Repair & Maintenance | Buildings & Grounds Maintenance | Home Depot Stores | 19.97 | 3/4 25PSI Regulator Filter | Armando Gaspar |
| 7300 | Repair & Maintenance | Buildings & Grounds Maintenance | Home Depot Stores | 1.33 | 3/4 90DEG Bell PVC | Armando Gaspar |
| 7300 | Repair & Maintenance | Buildings & Grounds Maintenance | Home Depot Stores | 3.92 | 3/4 PVC coupling slips | Armando Gaspar |

CVMVCD
Expenditure Journal - Calcard by Name

From 9/20/2022 Through 9/23/2022

| Object Code | Object Title | Dept Title | Vendor | Expenditures | Transaction Description | Card Holder Name |
|-------------|----------------------|---------------------------------|-------------------|--------------|-------------------------------------|------------------|
| 7300 | Repair & Maintenance | Buildings & Grounds Maintenance | Home Depot Stores | 1.42 | 3/4 PVC coupling threaded | Armando Gaspar |
| 7300 | Repair & Maintenance | Buildings & Grounds Maintenance | Home Depot Stores | 1.14 | 3/4 Female Threaded Adapter | Armando Gaspar |
| 7300 | Repair & Maintenance | Buildings & Grounds Maintenance | Home Depot Stores | 6.84 | 3/4 Universal Pipe Clamp | Armando Gaspar |
| 7300 | Repair & Maintenance | Buildings & Grounds Maintenance | Home Depot Stores | 11.53 | 3/4X 1 Gang Box | Armando Gaspar |
| 7300 | Repair & Maintenance | Buildings & Grounds Maintenance | Home Depot Stores | 2.24 | 3/4X EMT Insulated 5PK Coupl | Armando Gaspar |
| 7300 | Repair & Maintenance | Buildings & Grounds Maintenance | Home Depot Stores | 18.24 | 3/4X EMT Universal Pipe Clamps | Armando Gaspar |
| 7300 | Repair & Maintenance | Buildings & Grounds Maintenance | Home Depot Stores | 3.86 | 3/4X EMT Insulated Clamps Compc 3PK | Armando Gaspar |
| 7300 | Repair & Maintenance | Buildings & Grounds Maintenance | Home Depot Stores | 24.90 | 3/4X EMT 90 Degree Elbow | Armando Gaspar |
| 7300 | Repair & Maintenance | Buildings & Grounds Maintenance | Home Depot Stores | 4.60 | 3/4X EMT Clamps 5PK | Armando Gaspar |
| 7300 | Repair & Maintenance | Buildings & Grounds Maintenance | Home Depot Stores | 4.34 | 3/4X EMT Compressin Coulp 5PK | Armando Gaspar |
| 7300 | Repair & Maintenance | Buildings & Grounds Maintenance | Home Depot Stores | 12.58 | 3/4X EMT Condu | Armando Gaspar |
| 7300 | Repair & Maintenance | Buildings & Grounds Maintenance | Home Depot Stores | 2.85 | 3/4X EMT Gang Box Blank Plate Cover | Armando Gaspar |
| 7300 | Repair & Maintenance | Buildings & Grounds Maintenance | Home Depot Stores | 50.60 | 3/4X 10FT EMT Conduitt Pipe | Armando Gaspar |

CVMVCD
Expenditure Journal - Calcard by Name

From 9/20/2022 Through 9/23/2022

| Object Code | Object Title | Dept Title | Vendor | Expenditures | Transaction Description | Card Holder Name |
|-------------|----------------------|---------------------------------|-------------------|--------------|---|------------------|
| 7300 | Repair & Maintenance | Buildings & Grounds Maintenance | Home Depot Stores | 5.98 | 40oz Cement Glue Black | Armando Gaspar |
| 7300 | Repair & Maintenance | Buildings & Grounds Maintenance | Home Depot Stores | 4.98 | 5 GL Bucket | Armando Gaspar |
| 7300 | Repair & Maintenance | Buildings & Grounds Maintenance | Home Depot Stores | 12.98 | 5/8 X 6 Garden Hose Reel Leader | Armando Gaspar |
| 7300 | Repair & Maintenance | Buildings & Grounds Maintenance | Home Depot Stores | 8.93 | Cable Saw | Armando Gaspar |
| 7300 | Repair & Maintenance | Buildings & Grounds Maintenance | Home Depot Stores | 12.97 | Galvnize Hog Ring Ties.Chai Link Hardware- Bag 200 Peices | Armando Gaspar |
| 7300 | Repair & Maintenance | Buildings & Grounds Maintenance | Home Depot Stores | 18.97 | High Tension Combo Saw | Armando Gaspar |
| 7300 | Repair & Maintenance | Buildings & Grounds Maintenance | Home Depot Stores | 4.42 | PVC Couplimgs Slip 1/2 10PK | Armando Gaspar |
| 7300 | Repair & Maintenance | Buildings & Grounds Maintenance | Home Depot Stores | 4.26 | PVC Elbowls Slip 1/2 | Armando Gaspar |
| 7300 | Repair & Maintenance | Buildings & Grounds Maintenance | Home Depot Stores | 7.42 | PVC Solvent Glue | Armando Gaspar |
| 7300 | Repair & Maintenance | Buildings & Grounds Maintenance | Home Depot Stores | 169.96 | SYL 4FT T8 Flourcent Daylight Lamps | Armando Gaspar |
| 7300 | Repair & Maintenance | Buildings & Grounds Maintenance | Home Depot Stores | 0.81 | TAX | Armando Gaspar |
| 7300 | Repair & Maintenance | Buildings & Grounds Maintenance | Home Depot Stores | (11.64) | Instant Savings | Armando Gaspar |
| 7300 | Repair & Maintenance | Buildings & Grounds Maintenance | Home Depot Stores | 0.98 | Pipe Thread | Armando Gaspar |

CVMVCD
Expenditure Journal - Calcard by Name

From 9/20/2022 Through 9/23/2022

| Object Code | Object Title | Dept Title | Vendor | Expenditures | Transaction Description | Card Holder Name |
|-------------|----------------------|---------------------------------|-------------------------|--------------|--|------------------|
| 7300 | Repair & Maintenance | Buildings & Grounds Maintenance | Tops N Barricades, Inc. | 130.75 | 6 FT CONCRETE BUMPER STOPS | Armando Gaspar |
| 7300 | Repair & Maintenance | Buildings & Grounds Maintenance | Tops N Barricades, Inc. | 11.44 | TAXES | Armando Gaspar |
| 7300 | Repair & Maintenance | Buildings & Grounds Maintenance | Home Depot Stores | 59.07 | TAXES | Armando Gaspar |
| 7300 | Repair & Maintenance | Buildings & Grounds Maintenance | Johnson Controls, Inc. | 45.00 | DISPOSAL, ENVIRONMENTAL & USAGE CHANGE | Edward Prendez |
| 7300 | Repair & Maintenance | Buildings & Grounds Maintenance | Johnson Controls, Inc. | 45.00 | PPE SUPPLIES | Edward Prendez |
| 7300 | Repair & Maintenance | Buildings & Grounds Maintenance | Johnson Controls, Inc. | 700.00 | REGULAR MNICAL HEAVY | Edward Prendez |
| 7300 | Repair & Maintenance | Buildings & Grounds Maintenance | Johnson Controls, Inc. | 187.00 | TRIP CHARGE | Edward Prendez |
| 7300 | Repair & Maintenance | Buildings & Grounds Maintenance | Home Depot Stores | 0.98 | ptfe tape | Oscar Guerrero |
| 7300 | Repair & Maintenance | Buildings & Grounds Maintenance | Home Depot Stores | 8.90 | tax | Oscar Guerrero |
| 7300 | Repair & Maintenance | Buildings & Grounds Maintenance | Home Depot Stores | 25.82 | hose bibb 3/4 1/4 turn | Oscar Guerrero |
| 7300 | Repair & Maintenance | Buildings & Grounds Maintenance | Home Depot Stores | 53.96 | heavy duty hose | Oscar Guerrero |
| 7300 | Repair & Maintenance | Buildings & Grounds Maintenance | Home Depot Stores | 11.98 | duster 2pk | Oscar Guerrero |
| 7300 | Repair & Maintenance | Buildings & Grounds Maintenance | Home Depot Stores | 1.44 | flat washers 3/8 | Oscar Guerrero |

CVMVCD
Expenditure Journal - Calcard by Name

From 9/20/2022 Through 9/23/2022

| Object Code | Object Title | Dept Title | Vendor | Expenditures | Transaction Description | Card Holder Name |
|-------------|--------------------------------|---------------------------------|--------------------------------|--------------|---|------------------|
| 7300 | Repair & Maintenance | Buildings & Grounds Maintenance | Home Depot Stores | 4.71 | 3/8 2 pk coupling nuts | Oscar Guerrero |
| 7300 | Repair & Maintenance | Buildings & Grounds Maintenance | Home Depot Stores | 2.76 | 3/8 bolts | Oscar Guerrero |
| Total 7300 | Repair & Maintenance | | | 1,974.02 | | |
| 7400 | Vehicle Parts & Supplies | Fleet Maintenance | Partzilla.com - Outdoor Net... | 3.41 | Plug, Oil Level | Greeman Diane |
| 7400 | Vehicle Parts & Supplies | Fleet Maintenance | Partzilla.com - Outdoor Net... | 11.95 | Shipping | Greeman Diane |
| 7400 | Vehicle Parts & Supplies | Fleet Maintenance | Partzilla.com - Outdoor Net... | 0.30 | Tax | Greeman Diane |
| Total 7400 | Vehicle Parts & Supplies | | | 15.66 | | |
| 7420 | Offsite Vehicle Maint & Repair | Fleet Maintenance | S and D Carwash Managem... | 172.80 | WASH TYPE: GOOD 8/30/2022 | Edward Prendez |
| 7420 | Offsite Vehicle Maint & Repair | Fleet Maintenance | S and D Carwash Managem... | 268.80 | WASH TYPE: GOOD 9/30/2022 | Edward Prendez |
| 7420 | Offsite Vehicle Maint & Repair | Fleet Maintenance | Safelite Autoglass Corp | 482.09 | Windshield Replacement | Greeman Diane |
| 7420 | Offsite Vehicle Maint & Repair | Fleet Maintenance | Universal Brake & Alignment | 79.00 | Wheel Alignment | Richard Ortiz |
| Total 7420 | Offsite Vehicle Maint & Repair | | | 1,002.69 | | |
| 7450 | Equipment Parts & Supplies | Information Systems | Staples Business Advantage | 179.98 | APC BACK-UPS 650 BATTERY BACKUP & SURGE PROTECTOR | Antonio Molina |
| 7450 | Equipment Parts & Supplies | Information Systems | Staples Business Advantage | 15.75 | TAX | Antonio Molina |

CVMVCD
Expenditure Journal - Calcard by Name

From 9/20/2022 Through 9/23/2022

| Object Code | Object Title | Dept Title | Vendor | Expenditures | Transaction Description | Card Holder Name |
|-------------|----------------------------|--------------------------------|-----------------|--------------|---|------------------|
| 7450 | Equipment Parts & Supplies | Information Systems | AmazonBusiness | 44.99 | Hostmtbang Replacement Remote Control for Eiki LC-XG300 | Antonio Molina |
| 7450 | Equipment Parts & Supplies | Information Systems | AmazonBusiness | 2.00 | Shipping | Antonio Molina |
| 7450 | Equipment Parts & Supplies | Information Systems | AmazonBusiness | 4.12 | Tax | Antonio Molina |
| 7450 | Equipment Parts & Supplies | Information Systems | B & H | 349.95 | Chief Kit Projector Ceiling Mount Kit | Antonio Molina |
| 7450 | Equipment Parts & Supplies | Information Systems | B & H | 30.62 | Tax | Antonio Molina |
| 7450 | Equipment Parts & Supplies | Surveillance & Quality Control | Airgas USA, LLC | 891.44 | 20 Lbs carbon dioxide 2.2 | Arturo Gutierrez |
| 7450 | Equipment Parts & Supplies | Surveillance & Quality Control | Airgas USA, LLC | 115.44 | Carbon Dioxide 20LB Aluminum CGA | Arturo Gutierrez |
| 7450 | Equipment Parts & Supplies | Surveillance & Quality Control | Airgas USA, LLC | 12.28 | Cyl Maintenance Fee | Arturo Gutierrez |
| 7450 | Equipment Parts & Supplies | Surveillance & Quality Control | Airgas USA, LLC | 2.00 | Energy Charge | Arturo Gutierrez |
| 7450 | Equipment Parts & Supplies | Surveillance & Quality Control | Airgas USA, LLC | 35.35 | Hazmat Charge(H) | Arturo Gutierrez |
| 7450 | Equipment Parts & Supplies | Surveillance & Quality Control | Airgas USA, LLC | 12.79 | sales tax | Arturo Gutierrez |
| 7450 | Equipment Parts & Supplies | Information Systems | Best Buy | 130.96 | 6FT HDMI TO DVI MONITOR CABLE | Edward Prendez |
| 7450 | Equipment Parts & Supplies | Information Systems | Best Buy | 11.37 | 8.75% - \$129.97 | Edward Prendez |
| 7450 | Equipment Parts & Supplies | Information Systems | Best Buy | 10.58 | TAX @ 8.75% on \$120.97 | Edward Prendez |
| 7450 | Equipment Parts & Supplies | Information Systems | Best Buy | 119.98 | USB 3.0 TO DUAL HDMI WITH 4K | Edward Prendez |
| 7450 | Equipment Parts & Supplies | Surveillance & Quality Control | Home Depot Pro | 2.58 | 1/2 elbow with side outlet | Melissa Snelling |
| 7450 | Equipment Parts & Supplies | Surveillance & Quality Control | Home Depot Pro | 0.67 | 1/2 slip cap | Melissa Snelling |
| 7450 | Equipment Parts & Supplies | Surveillance & Quality Control | Home Depot Pro | 0.79 | 1/2 tee | Melissa Snelling |
| 7450 | Equipment Parts & Supplies | Surveillance & Quality Control | Home Depot Pro | 79.88 | 5pc pvc coupling w/nozzle | Melissa Snelling |

CVMVCD
Expenditure Journal - Calcard by Name

From 9/20/2022 Through 9/23/2022

| Object Code | Object Title | Dept Title | Vendor | Expenditures | Transaction Description | Card Holder Name |
|-------------|-------------------------------|---------------------------------|-------------------|--------------|---|--------------------|
| 7450 | Equipment Parts & Supplies | Surveillance & Quality Control | Home Depot Pro | 7.34 | tax | Melissa Snelling |
| 7450 | Equipment Parts & Supplies | Surveillance & Quality Control | Lowes Stores | 3.94 | tax | Melissa Snelling |
| 7450 | Equipment Parts & Supplies | Surveillance & Quality Control | Lowes Stores | 44.98 | watering timer | Melissa Snelling |
| 7450 | Equipment Parts & Supplies | Control Operations | Solo Inc. | 149.95 | Shipping | Vincent Valenzuela |
| 7450 | Equipment Parts & Supplies | Control Operations | Solo Inc. | 99.50 | Solo Backpack Sprayer parts-Brass adjustable Tips common(+s | Vincent Valenzuela |
| 7450 | Equipment Parts & Supplies | Control Operations | Solo Inc. | 136.00 | Solo Backpack Sprayer parts-Deluxe shoulder straps w/ hooks | Vincent Valenzuela |
| 7450 | Equipment Parts & Supplies | Control Operations | Solo Inc. | 69.50 | Solo Backpack Sprayer parts-Elbow nozzle and Fan spray tip(| Vincent Valenzuela |
| 7450 | Equipment Parts & Supplies | Control Operations | Solo Inc. | 99.75 | Solo Backpack Sprayer parts-Piston pump repair kit (+shippi | Vincent Valenzuela |
| 7450 | Equipment Parts & Supplies | Control Operations | Solo Inc. | 33.18 | Solo Backpack Sprayer parts-Shut-off valve handle(+shipping | Vincent Valenzuela |
| 7450 | Equipment Parts & Supplies | Control Operations | Solo Inc. | 37.50 | Solo Backpack Sprayer parts-Valve shut-off repair spring ki | Vincent Valenzuela |
| 7450 | Equipment Parts & Supplies | Control Operations | Solo Inc. | 32.50 | Solo Backpack Sprayer parts-48 replacement hose (+shipping | Vincent Valenzuela |
| Total 7450 | Equipment Parts & Supplies | | | 2,767.66 | | |
| 7500 | Small Tools Furniture & Equip | Buildings & Grounds Maintenance | Home Depot Stores | 12.69 | TAXES | Armando Gaspar |
| 7500 | Small Tools Furniture & Equip | Buildings & Grounds Maintenance | Home Depot Stores | 145.00 | Roto Hammer 2 Drill | Armando Gaspar |

CVMVCD
Expenditure Journal - Calcard by Name

From 9/20/2022 Through 9/23/2022

| Object Code | Object Title | Dept Title | Vendor | Expenditures | Transaction Description | Card Holder Name |
|---------------|----------------------------------|---------------------------------------|-------------------------|--------------|------------------------------|------------------------|
| 7500 | Small Tools Furniture & Equip | Buildings & Grounds Maintenance | Home Depot Stores | 11.72 | tax | Oscar Guerrero |
| 7500 | Small Tools Furniture & Equip | Buildings & Grounds Maintenance | Home Depot Stores | 99.98 | 41" tower air circulator | Oscar Guerrero |
| 7500 | Small Tools Furniture & Equip | Buildings & Grounds Maintenance | Home Depot Stores | 33.98 | husky soft cap gel knee pads | Oscar Guerrero |
| Total 7500 | Small Tools Furniture & Equip | | | 303.37 | | |
| 7550 | Lab Supplies & Expense | Surveillance & Quality Control | Colorado Serum Company | 200.00 | Defibrinated Calf Blood | Jacob Tarango |
| 7550 | Lab Supplies & Expense | Surveillance & Quality Control | Colorado Serum Company | 30.00 | Handling Fee | Jacob Tarango |
| 7550 | Lab Supplies & Expense | Surveillance & Quality Control | Colorado Serum Company | 120.00 | Shipping | Jacob Tarango |
| 7550 | Lab Supplies & Expense | Surveillance & Quality Control | MP Biomedicals, LLC | 58.14 | Freight | Melissa Snelling |
| 7550 | Lab Supplies & Expense | Surveillance & Quality Control | MP Biomedicals, LLC | 227.00 | Liver powder; 1 lb. | Melissa Snelling |
| 7550 | Lab Supplies & Expense | Surveillance & Quality Control | MP Biomedicals, LLC | 19.87 | Tax | Melissa Snelling |
| 7550 | Lab Supplies & Expense | Surveillance & Quality Control | Puritan's Pride | 265.86 | Brewers Yeast Powder | Michael Esparza |
| 7550 | Lab Supplies & Expense | Surveillance & Quality Control | Puritan's Pride | (53.18) | Discount | Michael Esparza |
| 7550 | Lab Supplies & Expense | Surveillance & Quality Control | Puritan's Pride | 18.69 | taxes | Michael Esparza |
| Total 7550 | Lab Supplies & Expense | | | 886.38 | | |
| 7575 | Surveillance | Surveillance & Quality Control | Clarke Mosquito Control | 1,520.00 | BG Lures | G Perezchica Harvey |
| 7575 | Surveillance | Surveillance & Quality Control | Clarke Mosquito Control | 133.00 | Tax | G Perezchica Harvey |

CVMVCD
Expenditure Journal - Calcard by Name

From 9/20/2022 Through 9/23/2022

| Object Code | Object Title | Dept Title | Vendor | Expenditures | Transaction Description | Card Holder Name |
|-------------|----------------|--------------------------------|---------------------------------|--------------|---|------------------|
| 7575 | Surveillance | Surveillance & Quality Control | Life Technologies Corporation | 4,977.75 | 5X MagMax-96 Viral Kit | Melissa Snelling |
| 7575 | Surveillance | Surveillance & Quality Control | Life Technologies Corporation | 25.50 | Dry/Wet Ice Charges | Melissa Snelling |
| 7575 | Surveillance | Surveillance & Quality Control | Life Technologies Corporation | 42.95 | Handling Charges | Melissa Snelling |
| 7575 | Surveillance | Surveillance & Quality Control | Life Technologies Corporation | 29.00 | Hazardous Charges | Melissa Snelling |
| 7575 | Surveillance | Surveillance & Quality Control | Life Technologies Corporation | 444.08 | Sales Tax | Melissa Snelling |
| Total 7575 | Surveillance | | | 7,172.28 | | |
| 7600 | Staff Training | Human Resources | PIHRA Professionals in Hum... | 179.00 | THE 2022 CALIFORNIA EMPLOYMENT LAW UPDATE BY PIHRA (CELU22) | Crystal G Moreno |
| 7600 | Staff Training | Finance | Public Treasury Institute | 105.00 | Internal Controls Training | David M Ianson |
| 7600 | Staff Training | Public Outreach | Palm Springs International A... | 40.00 | Airport Parking fee | Diana Reyes |
| 7600 | Staff Training | Surveillance & Quality Control | SOVE Conference | 7.83 | coffee 9/19 | Jennifer Henke |
| 7600 | Staff Training | Surveillance & Quality Control | SOVE Conference | 7.52 | coffee 9/20 | Jennifer Henke |
| 7600 | Staff Training | Surveillance & Quality Control | SOVE Conference | 23.85 | dinner 9/19 | Jennifer Henke |
| 7600 | Staff Training | Surveillance & Quality Control | SOVE Conference | 23.00 | dinner 9/20 | Jennifer Henke |
| 7600 | Staff Training | Surveillance & Quality Control | SOVE Conference | 17.18 | lunch 9/18 | Jennifer Henke |
| 7600 | Staff Training | Public Outreach | CAPIO California Association... | 22.24 | 8/29 lunch | Tammy Gordon |
| 7600 | Staff Training | Public Outreach | CAPIO California Association... | 7.53 | 8/30 breakfast | Tammy Gordon |
| 7600 | Staff Training | Public Outreach | CAPIO California Association... | 31.43 | 8/30 dinner | Tammy Gordon |
| 7600 | Staff Training | Public Outreach | CAPIO California Association... | 21.99 | 9/1 lunch | Tammy Gordon |
| 7600 | Staff Training | Public Outreach | CAPIO California Association... | 778.05 | hotel | Tammy Gordon |
| 7600 | Staff Training | Public Outreach | CAPIO California Association... | 30.00 | hotel parking | Tammy Gordon |
| 7600 | Staff Training | Public Outreach | CAPIO California Association... | 12.00 | Water Bottle | Tammy Gordon |
| 7600 | Staff Training | Public Outreach | CSDAConferenceExpense | 26.69 | Lunch per diem at CSDA Conference | Tammy Gordon |
| 7600 | Staff Training | Public Outreach | National Emergency Trainin... | 19.78 | dinner9/18 | Tammy Gordon |

CVMVCD
Expenditure Journal - Calcard by Name

From 9/20/2022 Through 9/23/2022

| Object Code | Object Title | Dept Title | Vendor | Expenditures | Transaction Description | Card Holder Name |
|---------------|--------------------------|---------------------------------|--------------------------------|--------------|---|------------------|
| 7600 | Staff Training | Public Outreach | National Emergency Trainin... | 18.78 | lunch 9/18 | Tammy Gordon |
| 7600 | Staff Training | Public Outreach | National Emergency Trainin... | 234.98 | mandatory purchase of meal ticket for MPIO program | Tammy Gordon |
| Total 7600 | Staff Training | | | 1,606.85 | | |
| 7650 | Equipment Rental | Buildings & Grounds Maintenance | Home Depot Stores | 46.00 | 20LB Pound Demolition Hammer.4 hour rental | Armando Gaspar |
| 7650 | Equipment Rental | Buildings & Grounds Maintenance | Home Depot Stores | 3.00 | MAX 18' Chisel | Armando Gaspar |
| 7650 | Equipment Rental | Buildings & Grounds Maintenance | Home Depot Stores | 4.29 | TAX | Armando Gaspar |
| Total 7650 | Equipment Rental | | | 53.29 | | |
| 7675 | Contract Services | Fleet Maintenance | Alldata LLC | 125.00 | Subscription Fees | Edward Prendez |
| 7675 | Contract Services | Fleet Maintenance | Verizon Connect Fleet USA L... | 1,303.30 | Vehicle Telematics September | Edward Prendez |
| 7675 | Contract Services | Information Systems | Zoom | 148.40 | AUDIO CONFERENCE/Cloud Recording 100GB-September 2022 | Edward Prendez |
| | | | | | Mon | |
| Total 7675 | Contract Services | | | 1,576.70 | | |
| 7680 | Cloud Computing Services | Information Systems | Codero | 0.00 | 1 Gbps Uplink Port Speed | Edward Prendez |
| 7680 | Cloud Computing Services | Information Systems | Codero | 0.00 | 1 IP (Included) | Edward Prendez |
| 7680 | Cloud Computing Services | Information Systems | Codero | 96.00 | 1 TB SATA HDD (7200 RPM) (HDD.100SATA72) | Edward Prendez |
| 7680 | Cloud Computing Services | Information Systems | Codero | 0.00 | 20 TB Bandwidth | Edward Prendez |

CVMVCD
Expenditure Journal - Calcard by Name

From 9/20/2022 Through 9/23/2022

| Object Code | Object Title | Dept Title | Vendor | Expenditures | Transaction Description | Card Holder Name |
|-------------|--------------------------|---------------------|-------------------|--------------|--|------------------|
| 7680 | Cloud Computing Services | Information Systems | Codero | 171.00 | 32 GB DDR4-2400 ECC (UPGR1571) | Edward Prendez |
| 7680 | Cloud Computing Services | Information Systems | Codero | 0.00 | 960 GB Enterprise SSD | Edward Prendez |
| 7680 | Cloud Computing Services | Information Systems | Codero | 4,884.82 | DS 45525 XEON E5-1650 V4 HEX-CORE 3.6GHz | Edward Prendez |
| 7680 | Cloud Computing Services | Information Systems | Codero | 0.00 | ECC DDR4 SDRAM (GB) | Edward Prendez |
| 7680 | Cloud Computing Services | Information Systems | Codero | 0.00 | Essential Backup powered by R1Soft | Edward Prendez |
| 7680 | Cloud Computing Services | Information Systems | Codero | 0.00 | Essential Serious Support | Edward Prendez |
| 7680 | Cloud Computing Services | Information Systems | Codero | 0.00 | Facility: DC Phoenix [PHX1] | Edward Prendez |
| 7680 | Cloud Computing Services | Information Systems | Codero | 149.62 | First Hard Drive: 512GB Samsung SSD (UPGR1248) | Edward Prendez |
| 7680 | Cloud Computing Services | Information Systems | Codero | 594.00 | SATA 4 PORT RAID CARD (UPGR454) | Edward Prendez |
| 7680 | Cloud Computing Services | Information Systems | Codero | 277.88 | Second Hard Drive: 512GB Samsung SSD (UPGR1249) | Edward Prendez |
| 7680 | Cloud Computing Services | Information Systems | Codero | 16.53 | STATE, LOCAL & SPECIAL TAX | Edward Prendez |
| 7680 | Cloud Computing Services | Information Systems | Codero | 0.00 | Windows Server 2016 STD (2 Core Pack) | Edward Prendez |
| 7680 | Cloud Computing Services | Information Systems | Codero | 228.00 | Windows Server STD (2 Core Pack) (UPGR1833) | Edward Prendez |
| 7680 | Cloud Computing Services | Information Systems | Codero | 1,021.72 | Xeon E5-1630v4 (DSE51630V4) | Edward Prendez |
| 7680 | Cloud Computing Services | Information Systems | Zingle, Inc. | 394.00 | Professional Base Subscription-September | Edward Prendez |
| 7680 | Cloud Computing Services | Information Systems | Zingle, Inc. | 15.00 | Users | Edward Prendez |
| Total 7680 | Cloud Computing Services | | | 7,848.57 | | |
| 7750 | Field Supplies | Control Operations | Home Depot Stores | 19.98 | Husky 53 in. Long Wood Handle 22 in. Steel Leaf Rake | Gonzalo Valadez |

CVMVCD
Expenditure Journal - Calcard by Name

From 9/20/2022 Through 9/23/2022

| Object Code | Object Title | Dept Title | Vendor | Expenditures | Transaction Description | Card Holder Name |
|-------------|------------------|---------------------|---------------------------|--------------|--|--------------------|
| 7750 | Field Supplies | Control Operations | Home Depot Stores | 39.97 | Milwaukee X-Large Red Nitrile Level 1 Cut Resistant Dipped W | Gonzalo Valadez |
| 7750 | Field Supplies | Control Operations | Home Depot Stores | 19.87 | Rayovac High Energy AA Batteries (60-Pack) Alkaline Double A | Gonzalo Valadez |
| 7750 | Field Supplies | Control Operations | Home Depot Stores | 19.87 | Rayovac High Energy AAA Batteries (60-Pack) Alkaline Triple | Gonzalo Valadez |
| 7750 | Field Supplies | Control Operations | Home Depot Stores | 8.73 | Sales Tax @ 8.75% | Gonzalo Valadez |
| 7750 | Field Supplies | Control Operations | Home Depot Stores | 347.88 | Solo Backpack Sprayers- | Vincent Valenzuela |
| 7750 | Field Supplies | Control Operations | Home Depot Stores | 30.44 | Tax | Vincent Valenzuela |
| Total 7750 | Field Supplies | | | 486.74 | | |
| 7800 | Control Products | Control Operations | Clarke Mosquito Control | 0.00 | AUGUST 1, 2022 DELIVERY ORDER | Abelina Torres |
| 7800 | Control Products | Control Operations | Clarke Mosquito Control | 26,739.77 | Duet - 110 Gallons | Abelina Torres |
| 7800 | Control Products | Control Operations | Clarke Mosquito Control | 15,632.73 | Natular 2EC - 10 Gallons | Abelina Torres |
| 7800 | Control Products | Control Operations | Clarke Mosquito Control | 0.00 | Per ITB 2022-02 Submittal Received 07/14/2022 | Abelina Torres |
| 7800 | Control Products | Control Operations | Target Specialty Products | 29,191.10 | Advion - 2,000 Lbs. | Abelina Torres |
| 7800 | Control Products | Control Operations | Target Specialty Products | 18,531.00 | Aqua-Reslin - 120 Gallons | Abelina Torres |
| 7800 | Control Products | Control Operations | Target Specialty Products | 4,806.75 | AquaBac 200G - 1,600 Lbs. | Abelina Torres |
| 7800 | Control Products | Control Operations | Target Specialty Products | 0.00 | AUGUST 1, 2022 DELIVERY ORDER | Abelina Torres |
| 7800 | Control Products | Control Operations | Target Specialty Products | 0.00 | Per ITB 2022-02 Submittal Received 07/14/2022 | Abelina Torres |
| Total 7800 | Control Products | | | 94,901.35 | | |
| 8415 | Capital Outlay | Information Systems | CDW Government, Inc | 16.00 | EWR Fee | Antonio Molina |
| 8415 | Capital Outlay | Information Systems | CDW Government, Inc | 446.44 | Microsoft Sculpt Ergonomic Desktop | Antonio Molina |
| 8415 | Capital Outlay | Information Systems | CDW Government, Inc | 6,602.36 | Microsoft Surface Laptop 4-13.5 | Antonio Molina |

CVMVCD
Expenditure Journal - Calcard by Name

From 9/20/2022 Through 9/23/2022

| Object Code | Object Title | Dept Title | Vendor | Expenditures | Transaction Description | Card Holder Name |
|---------------|----------------|---------------------|---------------------|-----------------|-------------------------|------------------|
| 8415 | Capital Outlay | Information Systems | CDW Government, Inc | 616.77 | Tax | Antonio Molina |
| 8415 | Capital Outlay | Information Systems | Connection | 199.88 | Surface Dock 2 | Edward Predez |
| 8415 | Capital Outlay | Information Systems | Connection | 17.49 | Tax 8.75% | Edward Predez |
| 8415 | Capital Outlay | Fleet Maintenance | Grainger | 255.52 | Shipping | Greeman Diane |
| 8415 | Capital Outlay | Fleet Maintenance | Grainger | 286.08 | Tax | Greeman Diane |
| 8415 | Capital Outlay | Fleet Maintenance | Grainger | <u>3,269.44</u> | Welding Table | Greeman Diane |
| Total 8415 | Capital Outlay | | | 11,709.98 | | |
| | | | | <hr/> | | |
| Report Total | | | | 137,090.67 | | |
| | | | | <hr/> <hr/> | | |

Coachella Valley Mosquito and Vector Control District
FINANCES AT A GLANCE
ALL FUNDS COMBINED
For the Month Ended September 30, 2022

| | Beginning of the Month | Change During the Month | End of the Month |
|---|---------------------------|-------------------------------|---------------------|
| INVESTMENTS | 12,713,046 | (813,221) | 11,899,825 |
| CASH | 502,326 | (240,893) | 261,433 |
| INVESTMENTS & CASH | 13,215,372 | (1,054,114) | 12,161,258 |
| CURRENT ASSETS | 1,964,852 | (55,934) | 1,908,917 |
| FIXED ASSETS | 9,284,459 | - | 9,284,459 |
| OTHER ASSETS | 4,995,513 | - | 4,995,513 |
| TOTAL ASSETS | 29,460,196 | (1,110,048) | 28,350,147 |
| TOTAL LIABILITIES | 5,682,751 | 36,264 | 5,719,016 |
| TOTAL DISTRICT EQUITY | 23,777,444 | (1,146,313) | 22,631,132 |
| TOTAL LIABILITIES & EQUITY | 29,460,196 | (1,110,048) | 28,350,147 |
| | | | |
| RECEIPTS | | \$ 8,089 | |
| | | | |
| CASH DISBURSEMENTS | | | |
| Payroll | \$ 680,893 | | |
| General Admin | \$ 381,310 | | |
| Total Cash Disbursements | | \$ (1,062,203) | |
| | | | |
| NON-CASH ENTRIES: | | \$ (55,934) | |
| Accrual Modifications - | | | |
| Changes in A/P, A/R & Pre-paid insurance | | | |
| Change during Month - Excess of Cash over | | \$ (1,110,048) | |
| Receipts & Non-Cash Adjustments | | | |

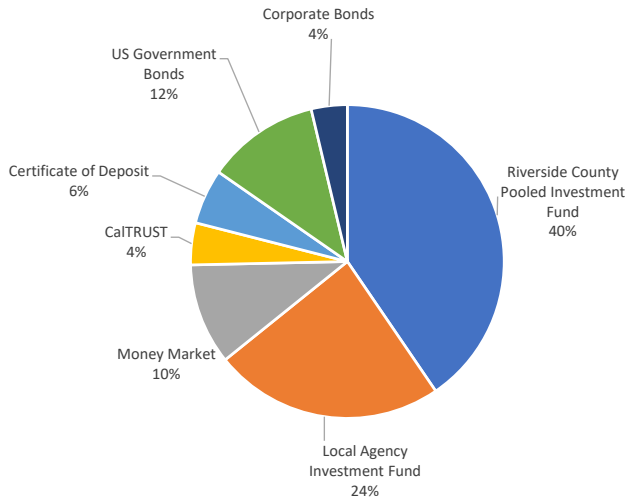
CVMVCD
 Cash Journal - deposits
 From 9/1/2022 Through 9/30/2022

| <u>Effective ...</u> | <u>Transaction Description</u> | <u>Deposits</u> | <u>Payee/Recipient Name</u> |
|----------------------|---|------------------------|-----------------------------|
| 9/13/2022 | Sepetember deposit | 106.30 | Riverside County |
| 9/13/2022 | September Deposits - Calcard Rebate | 4,610.90 | US Bank |
| 9/13/2022 | September Deposits - Fiesta Ford refund | 20.13 | Fiesta Ford |
| 9/30/2022 | PY Unsecured | 3,192.77 | Riverside County |
| 9/30/2022 | September Deposits | <u>159.01</u> | California Bank & Trust |
| Report Total | | <u><u>8,089.11</u></u> | |

**COACHELLA VALLEY MOSQUITO AND VECTOR CONTROL DISTRICT
INVESTMENT FUND BALANCES AS OF SEPTEMBER 30, 2022**

| INSTITUTION | IDENTIFICATION | Issue Date | Maturity Date | YIELD | General Fund | Thermal Capital Fund | Capital Equipment Replacement Fund | Capital Facility Replacement Fund | Capital Project Insectory Fund | BALANCE |
|--------------------------|------------------------|------------|---------------|-------|--------------|----------------------|------------------------------------|-----------------------------------|--------------------------------|----------------------|
| LAIF | Common Investments | | | 1.51% | 2,154,627 | 34,303 | 63,505 | 393,521 | 188,647 | \$ 2,834,603 |
| Riverside County | Funds 51105 & 51115 | | | 1.41% | 3,671,840 | 58,457 | 108,224 | 670,625 | 321,485 | \$ 4,830,631 |
| CalTRUST | Medium Term Fund | | | 1.14% | 392,584 | 6,250 | 11,571 | 71,702 | 34,372 | \$ 516,480 |
| CA Bank & Trust | Market Rate | | | 0.15% | 928,719 | 14,786 | 27,373 | 169,621 | 81,313 | \$ 1,221,812 |
| Pershing | Market Rate | | | 0.00% | 18,349 | 292 | 541 | 3,351 | 1,607 | \$ 24,140 |
| BMW Bank | Certificate of Deposit | 11/20/2020 | 11/20/2025 | 0.50% | | | 54,282 | 171,892 | | \$ 226,174 |
| State BK of India | Certificate of Deposit | 11/23/2020 | 11/24/2025 | 0.55% | | | 54,361 | 172,144 | | \$ 226,505 |
| Goldman Sachs | Certificate of Deposit | 9/21/2021 | 9/22/2026 | 1.05% | | 37,736 | 45,057 | 142,681 | | \$ 225,474 |
| Federal Home Ln | US Government Bonds | 11/24/2020 | 11/24/2025 | 0.63% | | | 166,936 | 528,629 | | \$ 695,565 |
| Federal Natl Mtg Assn | US Government Bonds | 11/25/2020 | 11/25/2025 | 0.63% | | | 166,009 | 525,694 | | \$ 691,703 |
| Bank Amer Corp | Corporate Bonds | 11/25/2020 | 11/25/2025 | 0.65% | | | 106,360 | 336,805 | | \$ 443,165 |
| Total Investments | | | | | 7,166,119 | 151,824 | 804,218 | 3,186,667 | 627,424 | \$ 11,936,251 |

**PORTFOLIO COMPOSITION AS OF SEPTEMBER 30, 2022
WEIGHTED YIELD 1.13%**



In compliance with the California Code Section 53646; the Finance Administrator of the Coachella Valley Mosquito and Vector Control District hereby certifies that sufficient liquidity and anticipated revenue are available to meet the District's budgeted expenditure requirements for the next six months.

Investments in the report meet the requirements of the Coachella Valley Mosquito and Vector Control District's adopted investment policy

Respectfully submitted

NOTED AND APPROVED

CVMVCD
Statement of Revenue and Expenditures
September 30, 2022

| | Annual Budget | YTD Budget | YTD Actual | YTD Budget Variance | Current Period Budget | Current Period Actual | Current Period Variance | Annual Budget Variance | Annual Percent Budget |
|-------------------------|--------------------------------|-------------------|------------------|------------------------|-----------------------|-----------------------|----------------------------|---------------------------|----------------------------|
| Revenues | | | | | | | | | |
| 4000 | Property Tax - Current Secured | 4,438,762 | 0 | 0 | 0 | 0 | 0 | (4,438,762) | (100)% |
| 4010 | Property Tax - Curr. Supplmntl | 31,172 | 0 | 0 | 0 | 0 | 0 | (31,172) | (100)% |
| 4020 | Property Tax - Curr. Unsecured | 199,247 | 0 | 0 | 0 | 0 | 0 | (199,247) | (100)% |
| 4030 | Homeowners Tax Relief | 36,924 | 0 | 0 | 0 | 0 | 0 | (36,924) | (100)% |
| 4070 | Property Tax - Prior Supp. | 53,097 | 0 | 0 | 0 | 0 | 0 | (53,097) | (100)% |
| 4080 | Property Tax - Prior Unsecured | 9,069 | 0 | 0 | 0 | 0 | 0 | (9,069) | (100)% |
| 4090 | Redevelopment Pass-Thru | 6,305,008 | 0 | 0 | 0 | 0 | 0 | (6,305,008) | (100)% |
| 4520 | Interest Income - LAIF/CDs | 42,000 | 10,500 | 324 | (10,176) | 10,500 | 159 | (10,341) | (41,676) (99)% |
| 4530 | Other Miscellaneous Receipts | 63,000 | 15,750 | 4,631 | (11,119) | 5,250 | 4,631 | (619) | (58,369) (93)% |
| 4551 | Benefit Assessment Income | 2,299,810 | 0 | 0 | 0 | 0 | 0 | (2,299,810) | (100)% |
| | Total Revenues | 13,478,089 | 26,250 | 4,955 | (21,295) | 15,750 | 4,790 | (10,960) | (13,473,134) (100)% |
| Expenditures | | | | | | | | | |
| Payroll Expenses | | | | | | | | | |
| 5101 | Payroll - FT | 5,910,271 | 1,477,568 | 1,341,484 | 136,084 | 492,523 | 444,769 | 47,754 | 4,568,787 77 % |
| 5102 | Payroll Seasonal | 142,020 | 41,112 | 33,423 | 7,689 | 13,704 | 10,141 | 3,564 | 108,597 76 % |
| 5103 | Temporary Services | 6,900 | 0 | 0 | 0 | 0 | 0 | 0 | 6,900 100 % |
| 5105 | Payroll - Overtime Expense | 34,120 | 7,530 | 5,026 | 2,504 | 2,510 | 765 | 1,745 | 29,094 85 % |
| 5150 | CalPERS State Retirement | 752,856 | 330,732 | 288,106 | 42,626 | 46,903 | 43,412 | 3,491 | 464,750 62 % |
| 5155 | Social Security Expense | 360,143 | 90,383 | 86,920 | 3,463 | 30,128 | 28,130 | 1,997 | 273,223 76 % |
| 5165 | Medicare Expense | 84,227 | 21,138 | 20,612 | 526 | 7,046 | 6,789 | 257 | 63,615 76 % |
| 5170 | Cafeteria Plan | 1,263,700 | 315,925 | 401,085 | (85,160) | 105,308 | 100,044 | 5,264 | 862,615 68 % |
| 5172 | Retiree Healthcare | 392,420 | 98,105 | 97,949 | 156 | 32,702 | 32,937 | (235) | 294,471 75 % |
| 5180 | Deferred Compensation | 121,857 | 30,464 | 17,054 | 13,410 | 10,155 | 20,812 | (10,658) | 104,803 86 % |
| 5195 | Unemployment Insurance | 32,066 | 8,041 | 269 | 7,772 | 2,680 | 469 | 2,211 | 31,798 99 % |
| | Total Payroll Expenses | 9,100,581 | 2,420,998 | 2,291,928 | 129,070 | 743,658 | 688,268 | 55,390 | 6,808,653 75 % |

CVMVCD
Statement of Revenue and Expenditures
September 30, 2022

| | | Annual | YTD | YTD | Current | Current | Current | Annual | Percent | |
|--------------------------------------|---------------------------------|---------|---------|---------|----------|---------|---------|----------|---------|-------|
| | | Budget | Budget | Actual | Budget | Period | Period | Budget | Annual | |
| | | | | | Variance | Budget | Actual | Variance | Budget | |
| Administrative Expenses | | | | | | | | | | |
| 5250 | Tuition Reimbursement | 20,000 | 5,000 | 0 | 5,000 | 1,667 | 0 | 1,667 | 20,000 | 100 % |
| 5300 | Employee Incentive | 15,500 | 3,875 | 370 | 3,505 | 1,292 | 107 | 1,185 | 15,130 | 98 % |
| 5302 | Wellness | 5,600 | 1,400 | 166 | 1,234 | 467 | 70 | 396 | 5,434 | 97 % |
| 5305 | Employee Assistance Program | 4,000 | 1,000 | 1,229 | (229) | 333 | 311 | 23 | 2,772 | 69 % |
| 6000 | Property & Liability Insurance | 193,570 | 53,393 | 63,412 | (10,019) | 17,798 | 21,137 | (3,340) | 130,158 | 67 % |
| 6001 | Workers' Compensation Insurance | 206,753 | 70,438 | 60,214 | 10,224 | 23,479 | 20,071 | 3,408 | 146,539 | 71 % |
| 6050 | Dues & Memberships | 43,495 | 33,432 | 11,586 | 21,846 | 262 | 156 | 106 | 31,909 | 73 % |
| 6060 | Reproduction & Printing | 27,360 | 6,840 | 1,759 | 5,081 | 2,280 | 1,487 | 793 | 25,601 | 94 % |
| 6065 | Recruitment/Advertising | 7,500 | 1,875 | 2,489 | (614) | 625 | 493 | 132 | 5,011 | 67 % |
| 6070 | Office Supplies | 21,121 | 5,280 | 4,228 | 1,052 | 1,760 | 1,790 | (30) | 16,893 | 80 % |
| 6075 | Postage | 5,750 | 1,438 | 695 | 743 | 479 | 358 | 121 | 5,055 | 88 % |
| 6080 | Computer & Network Systems | 8,199 | 2,050 | 786 | 1,264 | 683 | 594 | 89 | 7,413 | 90 % |
| 6085 | Bank Service Charges | 250 | 62 | 70 | (8) | 21 | 0 | 21 | 180 | 72 % |
| 6090 | Local Agency Formation Comm. | 2,400 | 600 | 2,541 | (1,941) | 200 | 0 | 200 | (141) | (6)% |
| 6095 | Professional Fees | 45,100 | 11,275 | 18,276 | (7,001) | 3,758 | 9,150 | (5,392) | 26,824 | 59 % |
| 6100 | Attorney Fees | 68,000 | 17,000 | 8,433 | 8,568 | 5,667 | 4,049 | 1,618 | 59,568 | 88 % |
| 6105 | Legal Services / Filing Fees | 1,000 | 250 | 0 | 250 | 83 | 0 | 83 | 1,000 | 100 % |
| 6106 | HR Risk Management | 4,500 | 4,500 | 5,210 | (710) | 0 | 0 | 0 | (710) | (16)% |
| 6110 | Conference Expense | 54,335 | 6,300 | 650 | 5,650 | 1,833 | 0 | 1,833 | 53,685 | 99 % |
| 6115 | In-Lieu | 13,200 | 3,300 | 3,574 | (274) | 1,100 | 1,000 | 100 | 9,626 | 73 % |
| 6120 | Trustee Support | 7,600 | 1,900 | 612 | 1,288 | 633 | 151 | 482 | 6,988 | 92 % |
| 6200 | Meetings Expense | 7,010 | 1,253 | 110 | 1,143 | 418 | 30 | 388 | 6,900 | 98 % |
| 6210 | Promotion & Education | 28,000 | 7,000 | 1,187 | 5,813 | 2,333 | 250 | 2,083 | 26,813 | 96 % |
| 6220 | Public Outreach Advertising | 56,000 | 14,000 | 1,177 | 12,823 | 4,667 | 137 | 4,529 | 54,823 | 98 % |
| 6500 | Benefit Assessment Expenses | 86,000 | 7,167 | 7,768 | (602) | 0 | 0 | 0 | 78,232 | 91 % |
| Total Administrative Expenses | | 932,243 | 260,627 | 196,540 | 64,087 | 71,838 | 61,341 | 10,497 | 735,703 | 79 % |
| Utilities | | | | | | | | | | |
| 6400 | Utilities | 114,383 | 28,596 | 27,714 | 882 | 9,532 | 14,573 | (5,041) | 86,669 | 76 % |
| 6410 | Telecommunications | 1,824 | 456 | 342 | 114 | 152 | 0 | 152 | 1,482 | 81 % |
| Total Utilities | | 116,207 | 29,052 | 28,056 | 996 | 9,684 | 14,573 | (4,889) | 88,151 | 76 % |

CVMVCD
Statement of Revenue and Expenditures
September 30, 2022

| | Annual Budget | YTD Budget | YTD Actual | YTD Budget Variance | Current Period Budget | Current Period Actual | Current Period Variance | Annual Budget Variance | Annual Percent Budget |
|---|------------------|----------------|----------------|------------------------|--------------------------|--------------------------|----------------------------|---------------------------|--------------------------|
| Operating | | | | | | | | | |
| 7000 Uniform Expense | 54,985 | 14,910 | 9,950 | 4,960 | 5,787 | 3,722 | 2,065 | 45,035 | 82 % |
| 7050 Safety Expense | 32,170 | 8,143 | 3,586 | 4,556 | 2,848 | 1,409 | 1,439 | 28,584 | 89 % |
| 7100 Physican Fees | 5,000 | 1,250 | 895 | 355 | 417 | 0 | 417 | 4,105 | 82 % |
| 7150 IT Communications | 56,500 | 14,125 | 13,917 | 208 | 4,708 | 4,753 | (44) | 42,583 | 75 % |
| 7200 Household Supplies | 3,000 | 750 | 722 | 28 | 250 | 312 | (62) | 2,278 | 76 % |
| 7300 Repair & Maintenance | 42,000 | 10,500 | 11,517 | (1,017) | 3,500 | 3,995 | (495) | 30,483 | 73 % |
| 7310 Maintenance & Calibration | 6,170 | 0 | 568 | (568) | 0 | 0 | 0 | 5,602 | 91 % |
| 7350 Permits, Licenses & Fees | 6,427 | 1,769 | 2,746 | (976) | 1,093 | 0 | 1,093 | 3,682 | 57 % |
| 7360 Software Licensing | 31,335 | 8,980 | 2,516 | 6,464 | 8,755 | 2,516 | 6,239 | 28,819 | 92 % |
| 7400 Vehicle Parts & Supplies | 44,720 | 11,180 | 10,950 | 230 | 3,727 | 1,894 | 1,833 | 33,770 | 76 % |
| 7420 Offsite Vehicle Maint & Repair | 16,882 | 4,220 | 5,497 | (1,276) | 1,407 | 1,003 | 404 | 11,385 | 67 % |
| 7450 Equipment Parts & Supplies | 26,940 | 7,590 | 4,620 | 2,970 | 2,483 | 2,829 | (345) | 22,320 | 83 % |
| 7500 Small Tools Furniture & Equip | 4,700 | 1,175 | 517 | 658 | 392 | 303 | 88 | 4,183 | 89 % |
| 7550 Lab Supplies & Expense | 35,720 | 10,730 | 10,979 | (249) | 3,577 | 3,178 | 399 | 24,741 | 69 % |
| 7570 Aerial Pool Surveillance | 6,000 | 0 | 0 | 0 | 0 | 0 | 0 | 6,000 | 100 % |
| 7575 Surveillance | 72,510 | 27,053 | 24,325 | 2,728 | 2,318 | 9,526 | (7,209) | 48,185 | 66 % |
| 7600 Staff Training | 85,700 | 20,622 | 10,024 | 10,598 | 5,896 | 1,870 | 4,026 | 75,676 | 88 % |
| 7650 Equipment Rental | 1,000 | 250 | 53 | 197 | 83 | 53 | 30 | 947 | 95 % |
| 7675 Contract Services | 164,827 | 43,227 | 30,045 | 13,182 | 17,121 | 7,314 | 9,807 | 134,782 | 82 % |
| 7680 Cloud Computing Services | 104,499 | 11,838 | 17,041 | (5,203) | 2,322 | 8,779 | (6,457) | 87,458 | 84 % |
| 7700 Motor Fuel & Oils | 130,300 | 32,575 | 39,741 | (7,166) | 10,858 | 8,627 | 2,232 | 90,559 | 70 % |
| 7750 Field Supplies | 14,600 | 3,650 | 545 | 3,105 | 1,217 | 545 | 672 | 14,055 | 96 % |
| 7800 Control Products | 573,616 | 154,566 | 278,393 | (123,827) | 40,360 | 278,393 | (238,033) | 295,222 | 51 % |
| 7850 Aerial Applications | 231,000 | 57,750 | 122,622 | (64,872) | 19,250 | 48,317 | (29,067) | 108,378 | 47 % |
| 7860 Unmanned Aircraft Application Servic | 40,000 | 10,000 | 0 | 10,000 | 3,333 | 0 | 3,333 | 40,000 | 100 % |
| 8415 Capital Outlay | 62,442 | 31,881 | 7,122 | 24,759 | 2,151 | 3,811 | (1,660) | 55,320 | 89 % |
| 8510 Research Projects | 150,000 | 34,337 | 34,280 | 57 | 11,446 | 11,427 | 19 | 115,720 | 77 % |
| 9000 Contingency Expense | 110,000 | 27,500 | 0 | 27,500 | 9,167 | 0 | 9,167 | 110,000 | 100 % |
| Total Operating | 2,113,043 | 550,570 | 643,170 | (92,600) | 164,464 | 404,575 | (240,111) | 1,469,872 | 70 % |

CVMVCD
Statement of Revenue and Expenditures
September 30, 2022

| | Annual Budget | YTD Budget | YTD Actual | YTD Budget Variance | Current Period Budget | Current Period Actual | Current Period Variance | Annual Budget Variance | Percent Annual Budget |
|---|---------------|-------------|------------------|------------------------|-----------------------|-----------------------|----------------------------|---------------------------|-----------------------|
| Contribution to Capital Reserves | | | | | | | | | |
| 8900 Transfer to other funds | 2,216,016 | 1,304,004 | 1,304,004 | 0 | 101,335 | 101,335 | 0 | 912,012 | 41 % |
| Total Contribution to Capital Reserves | 2,216,016 | 1,304,004 | 1,304,004 | 0 | 101,335 | 101,335 | 0 | 912,012 | 41 % |
| Total Expenditures | 14,478,089 | 4,565,251 | 4,463,698 | 101,553 | 1,090,978 | 1,270,091 | (179,113) | 10,014,391 | 69 % |
| Net revenue over/(under) expenditures | (1,000,000) | (4,539,001) | (4,458,743) | 80,258 | (1,075,228) | (1,265,301) | | | |

CVMVCD
Balance Sheet
As of 9/30/2022

| | | Current Year |
|----------------------|------------------------------|-----------------|
| Assets | | |
| Cash and Investments | | |
| 1000 | Cash - Investments | 11,899,825.34 |
| 1016 | Petty Cash | 500.00 |
| 1017 | Petty Cash Checking | 1,500.00 |
| 1035 | CB&T General Checking | 71,152.13 |
| 1036 | CB&T Payroll Checking | 188,280.47 |
| | Total Cash and Investments | 12,161,257.94 |
| Current Assets | | |
| 1050 | Accounts Receivable | 102,015.49 |
| 1080 | Interest Receivable | 12,832.89 |
| 1085 | Inventory | 546,950.85 |
| 1166 | Prepaid IT Service | 13,050.00 |
| 1167 | Prepaid Research Proposals | 34,280.11 |
| 1168 | Prepaid Insurance | 367,910.98 |
| 1169 | Deposits | 831,877.00 |
| | Total Current Assets | 1,908,917.32 |
| Fixed Assets | | |
| 1300 | Equipment/Vehicles | 2,117,915.50 |
| 1310 | Computer Equipment | 566,629.49 |
| 1311 | GIS Computer Systems | 301,597.91 |
| 1320 | Office Furniture & Equipment | 1,307,594.90 |
| 1330 | Land | 417,873.30 |
| 1335 | Oleander Building | 5,665,861.83 |
| 1336 | Signage | 23,651.39 |
| 1340 | Structures & Improvements | 3,244,697.72 |
| 1341 | Bio Control Building | 6,923,882.74 |
| 1342 | Bio Control Equip/Furn | 43,986.77 |
| 1399 | Accumulated Depreciation | (11,329,232.93) |
| | Total Fixed Assets | 9,284,458.62 |
| Other Assets | | |

CVMVCD
Balance Sheet
As of 9/30/2022

| | | Current Year |
|------------------------|---------------------------------------|---------------------|
| 1520 | Resources to Be Provided | 3,514,102.32 |
| 1525 | Deferred Outflows of Resources | 1,068,928.00 |
| 1530 | Deferred Outflows of Resources - OPEB | 412,483.00 |
| 1900 | Due to/from | 0.12 |
| | Total Other Assets | 4,995,513.44 |
| | Total Assets | 28,350,147.32 |
| Liabilities | | |
| Short-term Liabilities | | |
| Accounts Payable | | |
| 2015 | Credit Card Payable | 132,972.95 |
| 2020 | Accounts Payable | 408,132.00 |
| 2030 | Accrued Payroll | (638.77) |
| 2040 | Payroll Taxes Payable | 12,197.74 |
| 2175 | Claims/Judgements Payable | (485.20) |
| 2185 | Employee Dues | 426.32 |
| | Total Accounts Payable | 552,605.04 |
| Deferred Revenue | | |
| 2025 | Deferred Revenue | 11,250.00 |
| | Total Deferred Revenue | 11,250.00 |
| | Total Short-term Liabilities | 563,855.04 |
| Long-term Liabilities | | |
| 2100 | Pollution Remediation Obligation | 2,100,000.00 |
| 2200 | Net Pension Liability | 1,612,919.00 |
| 2210 | Deferred Inflows of Resources | 85,158.00 |
| 2230 | Deferred Inflows - OPEB | 16,118.00 |
| 2300 | Net OPEB Liability | 453,746.00 |
| 2500 | Compensated Absences Payable | 887,219.76 |
| | Total Long-term Liabilities | 5,155,160.76 |
| | Total Liabilities | 5,719,015.80 |

CVMVCD
Balance Sheet
As of 9/30/2022

| | | Current Year |
|------|--|----------------|
| | Fund Balance | |
| | Non Spendable Fund Balance | |
| 3920 | Investment in Fixed Assets | 10,698,793.35 |
| 3945 | Reserve for Prepaids & Deposit | 1,041,259.68 |
| 3960 | Reserve for Inventory | 459,270.86 |
| | Total Non Spendable Fund Balance | 12,199,323.89 |
| | Committed Fund Balance | |
| 3965 | Public Health Emergency | 4,851,276.00 |
| | Total Committed Fund Balance | 4,851,276.00 |
| | Assigned Fund Balance | |
| 3910 | Reserve for Operations | 5,800,000.00 |
| 3925 | Reserve for Future Healthcare Liabilities | 453,746.00 |
| 3955 | Thermal Remediation Fund | 63,688.00 |
| 3970 | Reserve for Equipment | 726,018.00 |
| 3971 | Reserve for Facility & Vehicle Replacement | 2,659,312.00 |
| | Total Assigned Fund Balance | 9,702,764.00 |
| | Unassigned Fund Balance | |
| 3900 | Fund Equity | (568,650.76) |
| 3999 | P&L Summary | (442,350.54) |
| | Total Unassigned Fund Balance | (1,011,001.30) |
| | Current YTD Net Income | (3,111,231.07) |
| | Total Current YTD Net Income | (3,111,231.07) |
| | Total Fund Balance | 22,631,131.52 |
| | Total Liabilities and Net Assets | 28,350,147.32 |

FINANCE

The financial reports show the preliminary balance sheet, receipts, and revenue and expenditure reports for the month ending September 30, 2022. The revenue and expenditure report shows that the operating budget expenditure for July 1, 2021, to September 30, 2022, is \$4,463,699; total revenue is \$4,955 resulting in excess revenue over (under) expenditure for the year to September 30, 2022, of (\$4,458,744).

THREE YEAR FINANCIALS

| | Actual | Budget | Actual | Actual |
|-------------------------|--------------------|--------------------|--------------------|--------------------|
| | 9/30/2022 | Budget | 9/30/2021 | 9/30/2020 |
| Revenue | 4,955 | 26,250 | 1,377 | 10,495 |
| Expenses | | | | |
| Payroll | 2,291,928 | 2,420,998 | 2,972,589 | 1,863,048 |
| Administrative Expe | 196,540 | 260,627 | 224,604 | 171,979 |
| Utility | 28,056 | 29,052 | 21,751 | 24,816 |
| Operating Expense | 643,171 | 550,570 | 384,492 | 304,764 |
| Contribution to Capital | 1,304,004 | 1,304,004 | 120,325 | 118,370 |
| Total Expenses | 4,463,699 | 4,565,251 | 3,723,761 | 2,482,977 |
| Profit (Loss) | (4,458,744) | (4,539,001) | (3,722,384) | (2,472,482) |

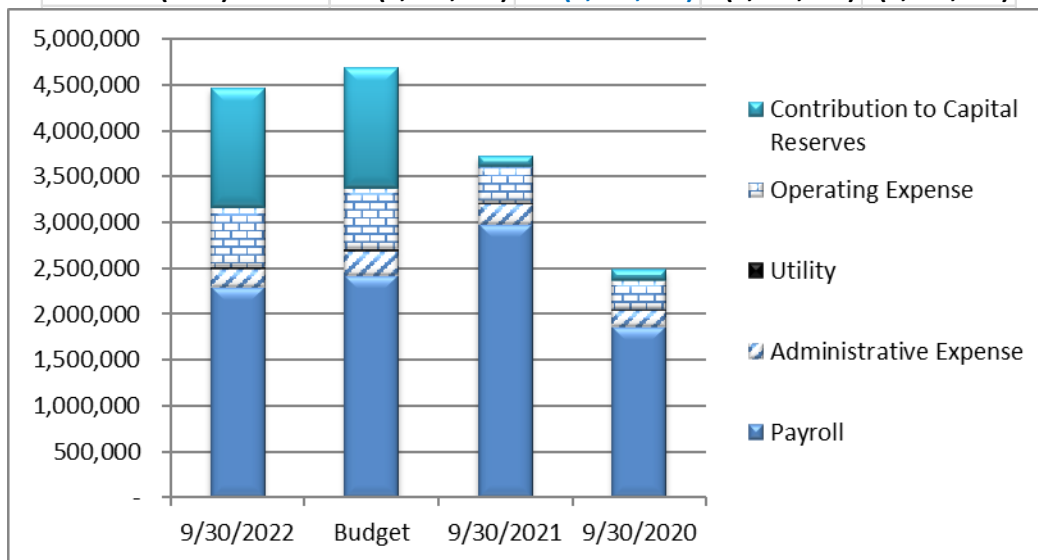


Figure 1 - Three Year Expenditure

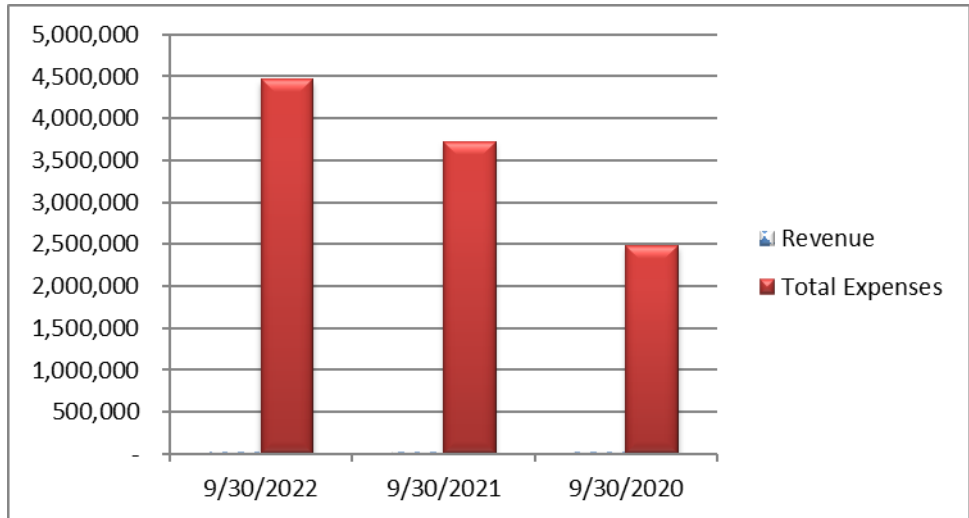


Figure 2 - Three Year Revenue & Expenditure

THREE YEAR CASH BALANCE

| Cash Balances | 9/30/2022 | 9/30/2021 | 9/30/2020 |
|----------------------------|-------------------|-------------------|-------------------|
| Investment Balance | 11,899,825 | 11,162,651 | 10,276,682 |
| Checking Accounting | 71,152 | 4,580 | 79,801 |
| Payroll Account | 188,280 | 395,019 | 298,579 |
| Petty Cash | 2,000 | 2,000 | 2,000 |
| Total Cash Balances | 12,161,258 | 11,564,250 | 10,657,063 |

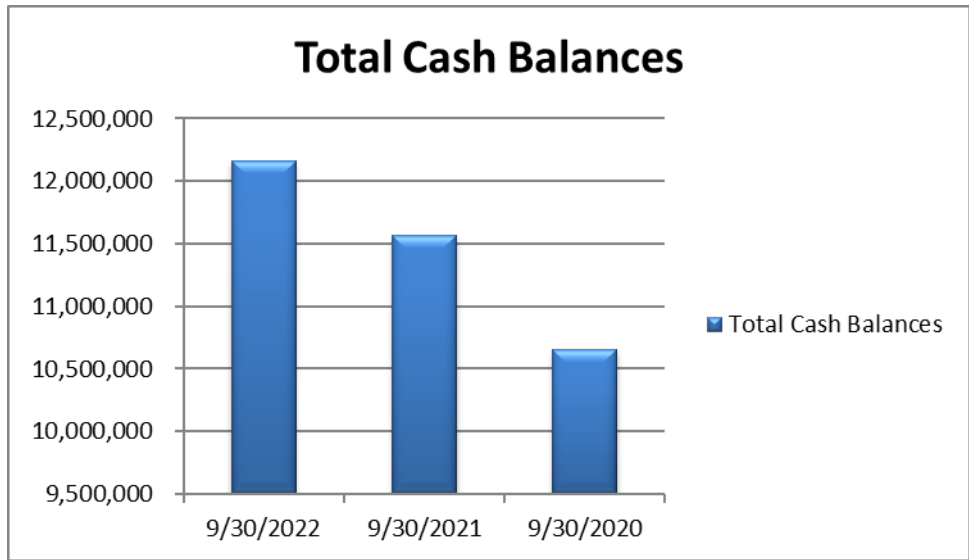


Figure 3 - Cash Balances

DISTRICT INVESTMENT PORTFOLIO 9/30/2022

The District’s investment fund balance for the period ending September 30, 2022 is \$11,936,251. The portfolio composition is shown in the pie chart. Local Agency Investment Fund (LAIF) accounts for 23.7% of the District’s investments; the Riverside County Pooled Investment Fund is 40% of the total. The LAIF yield for the end of September was 1.51% and the Riverside County

Pooled Investment Fund was 1.41% this gives an overall weighted yield for District investments of 1.13%.

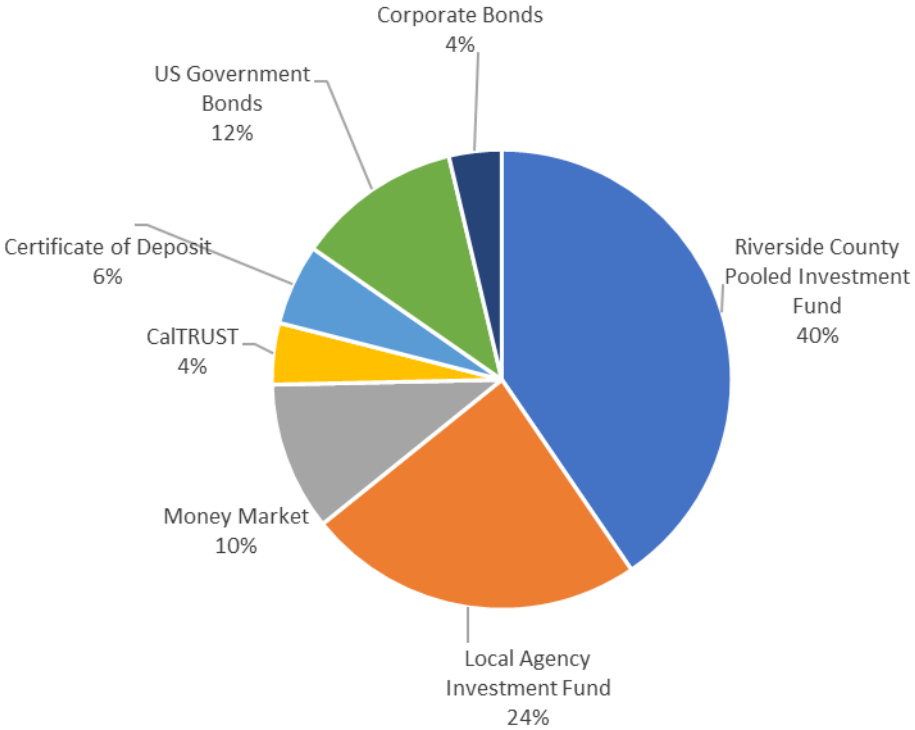


Figure 4 - Investment Portfolio 9/30/22

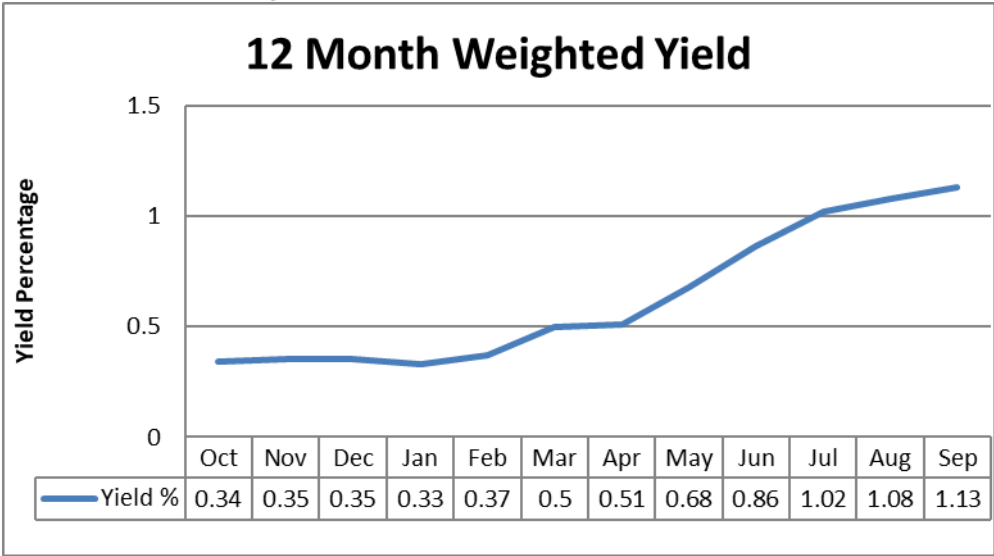
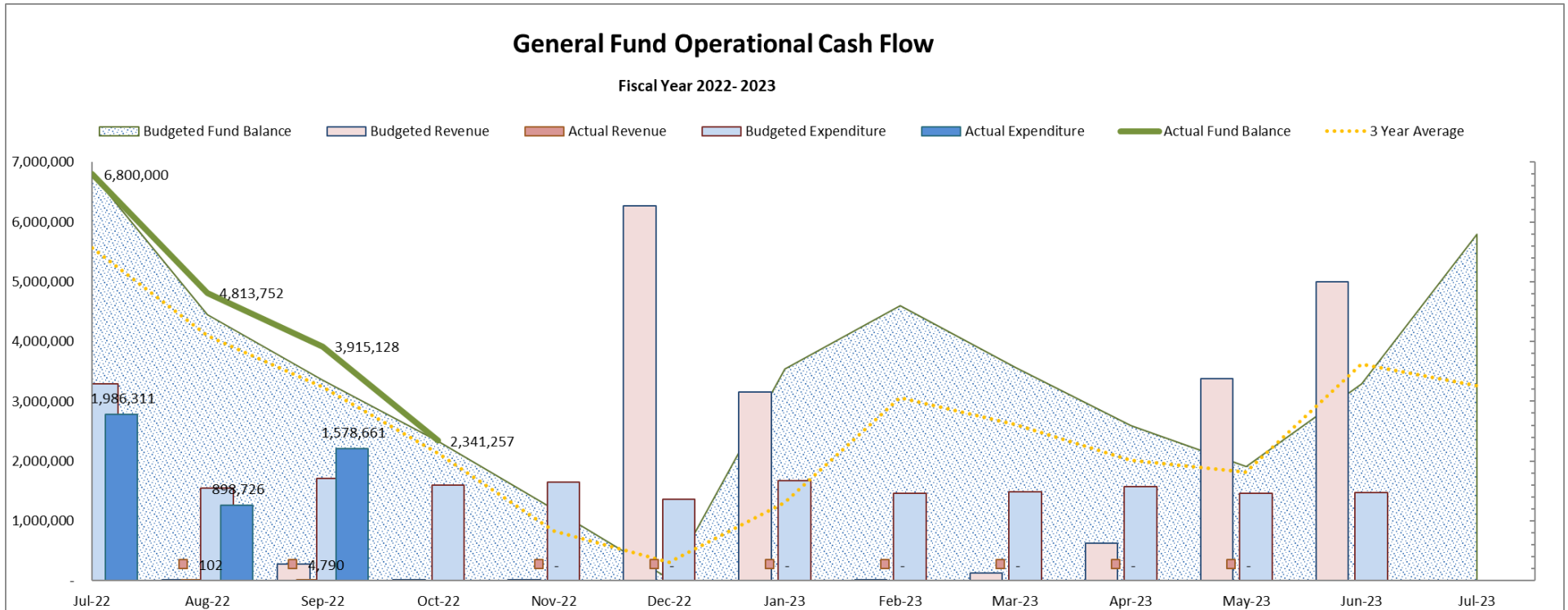


Figure 5 - District Investments Weighted Yield



The **General Fund Operational Cash Flow** graph outlines the District’s working capital for the fiscal year July 1, 2022, to June 30, 2023. The beginning fund balance is \$6.8 million and the ending fund balance is \$5.8 million. Expenditure is approximately divided by 12 equal months, with some differences accounting for the seasonality of the program for example control products and seasonal employment which are greater in the mosquito breeding season. July expenditure is higher than average because of the prefunding lump sum of \$0.3 million for CalPERS unfunded liability and the transfers to the capital reserves. The budget also accounts for prepayments. The revenue follows a different pattern, Riverside County distributes the property tax revenue in January and May with advancements in December and April. The *shaded area* represents the **Budgeted Fund Balance** which has a formula of (beginning) **Fund Balance** plus **Revenue** minus **Expenditure**. The *green line* represents the **Actual Fund Balance** and is graphed against the *shaded area* **Budgeted Fund Balance**. The *Three Year Average* Fund Balance is the orange dash line.

The graph shows \$6.8 million **Fund Balance** plus total Revenue for July 1 to September 30, 2022, of \$4,955 minus total Expenses of \$4,463,698 is \$2,341,257. Payroll expenses show a favorable variance of \$129,070, this due to timing. Administrative expenses have a favorable variance of \$64,087 while Operating expenses show a budget overage for the period of \$92,600 reason is timing of pesticide deliveries and aerial applications performed in September. For planning purposes, the District is under budget by \$100,553. As long as the green line stays out of the shaded area the District is within budget, as of September 30, 2022, the line is outside the shaded area.